



Inserts

Face milling  
cutters

Square shoulder  
cutters

# Square shoulder cutters



# Square shoulder cutters

Technical information	C.02
Applications	C.03
Square shoulder cutters	C.04
Cutting data	C.50

Square shoulder  
cutters

Slot cutters

Porcupine cutters

Specific applications  
and sets

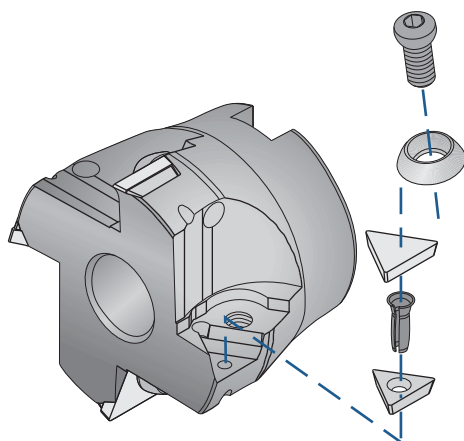
Profile milling

Solid carbide

Drills

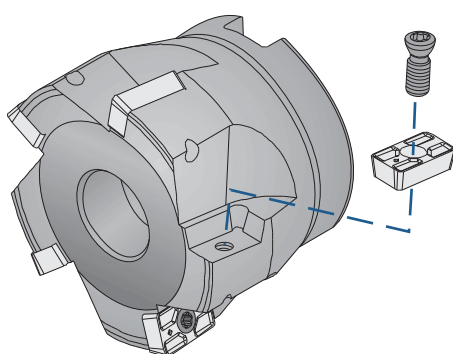
Boring heads

Arbors and  
adaptors



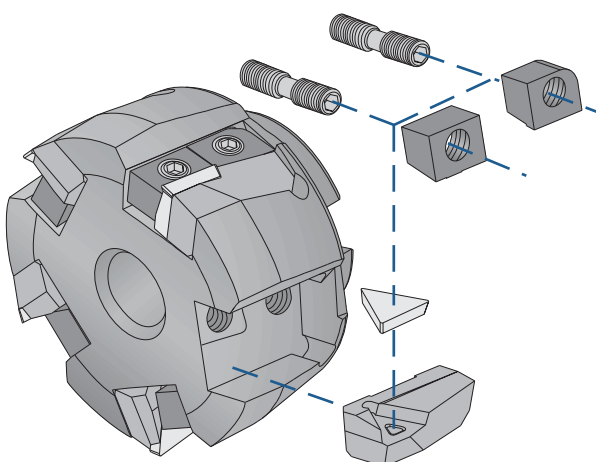
## C Clamp

This classic positive insert clamping system allows the use of all models presenting this geometry, both with additional chipbreaker and sintered.



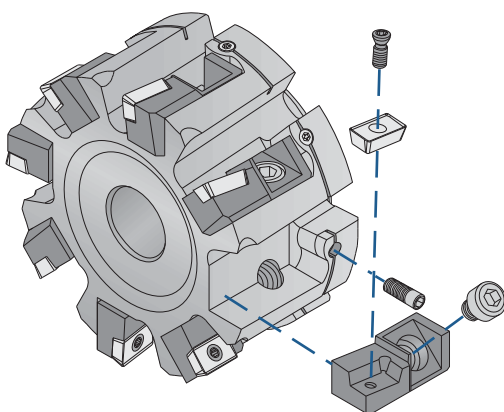
## Screw clamping

Since the advent of the Torx screw it has been possible to hold with complete safety positive inserts with centre hole. Our range covers all the screw clamping permutations.



## Wedge clamping

Heavy duty work require good fixation, for this purpose we have designed our wedge clamping system, one of the safest available.



## Cartridge system

Cartridge system for heavy duty work with positive center hole inserts. The axial regulation screw allows a perfect adjustment for super-finishing applications.



## Facing square shoulder cutters

**01 $\frac{3}{8}$ 0.00**

General applications 90°

Page C.04 TP.. 1102..  
TP.. 1103..**0130.<sup>01</sup><sub>02</sub>**

General applications 90°



Page C.06 TP.. 1603..

**0130.07**

General applications 90°



Page C.07 TP.. 1603..

**0130.30**

General applications 90°



Page C.08 TP.. 1603..

**0130.80**

General applications 90°



Page C.09 TP.. 1603..

**0130.90 90°**

General application 90°



Page C.10 TP.. 1603..

**0130.99 90°**


General application 90°



Page C.11 TP.. 1603..

**0140.90 90°**

Deep cutting 90°



Page C.12 TP.. 2204..

**0140.99 90°**

Deep cutting 90°



Page C.13 TP.. 2204..

**0134.00**

General applications 90°



Page C.14 TC.. 16T3..

**0134.30**

General applications 90°



Page C.15 TC.. 16T3..

**0134.90 90°**

General application 90°



Page C.16 TC.. 16T3..

**0240.90 90°**

Square and facing 90°



Page C.17 SPM.. 1204..

**0245.90 90°**

Square and facing 90°



Page C.18 SDMT 12T3..

**0245.99 90°**

Square and facing 90°



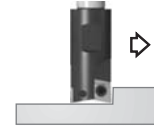
Page C.19 SDMT 12T3..

**03 $\frac{1}{8}$ 4.0 $\frac{0}{2}$** 

General applications 90°

Page C.20 CC.. 0602..  
CC.. 09T3..**03 $\frac{1}{8}$ 4.06**

General applications 90°

Page C.22 CC.. 0602..  
CC.. 0803..  
CC.. 09T3..**0334.90**

General applications 90°



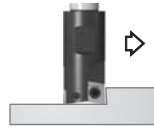
Page C.23 CC.. 09T3..

**3334.01**

General applications 90°

Page C.24 CC.. 0602..  
CC.. 09T3..**3334.06**

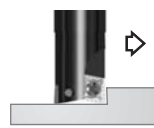
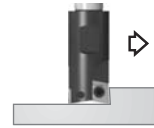
General applications 90°

Page C.25 CC.. 0602..  
CC.. 09T3..**3334.90**

General applications 95°



Page C.26 CC.. 09T3..

**3314.0 $\frac{0}{1}$**  Multi-function  
centre-cutting end millPage C.28 CCKT0602..  
CCKT1204..**3314.06** Multi-function  
centre-cutting end millPage C.29 CCKT0602..  
CCKT1204..**1220.0 $\frac{0}{2}$** 

First choice 90°



Page C.30 APKT 1003..

**1220.03**

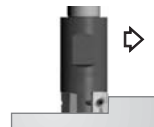
First choice 90°



Page C.32 APKT 1003..

**1220.06**

First choice 90°



Page C.33 AP.. 1003..

**1220.07**

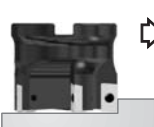
First choice 90°



Page C.34 AP.. 1003..

**1220.90 90°**

First choice 90°



Page C.35 AP.. 1003..

**1230.02**

First choice 90°



Page C.36 APKT 1604..

**1230.06**

First choice 90°



Page C.37 AP.. 1604..

**1230.07**

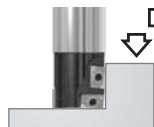
First choice 90°



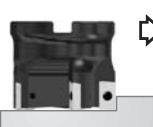
Page C.38 AP.. 1604..

**22 $\frac{2}{3}$ 0.07**

Slot and side milling 90°

Page C.39 APKT 1003..  
APKT 1604..**1230.90 90°**

First choice 90°



Page C.40 AP.. 1604..

**1230.93 90°**

First choice 90°



Page C.41 AP.. 1604..

**1230.99 90°**

First choice 90°



Page C.42 AP.. 1604..

**1235.00**

Soft materials 90°



Page C.43 AD.. 1503..

**1235.07**

Soft materials 90°



Page C.44 AD.. 1503..

**1235.30**

Soft materials 90°



Page C.45 AD.. 1503..

**2255.<sup>07</sup><sub>27</sub>**

Milling and boring 90°



Page C.46 AD.. 1503..

**1235.90 90°**

Soft materials 90°



Page C.47 AD.. 1503..

**1240.90 90°**

Deep cutting 90°



Page C.48 AP.. 2004..

**1240.99 90°**

Deep cutting 90°



Page C.49 AP.. 2004..

Square shoulder  
cutters

Slot cutters

Porcupine cutters

Specific applications  
and sets

Profile milling

Solid carbide

Drills

Boring heads

Arbors and  
adaptors

Inserts

Face milling  
cutters

Square shoulder  
cutters

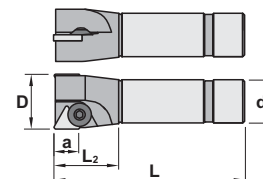
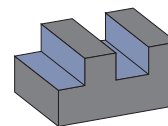
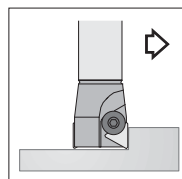


## Characteristics:



Positive milling cutter with 90° entering angle that uses standard triangular inserts. The clamp system allows a quick insert assembly and dismantling. Milling cutter with short cylindric shank.




## Applications:




This face and square milling cutter works well on steels, alloyed steels, stainless steel and refractory casts. This general milling cutter for diversified manufacture is recommended for conventional milling machines and machining centers. Economical milling cutter that allows to use TPUN inserts and TPKN inserts.

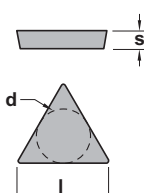


# 0120.00

			D	L	L2	d	a	Insert size	
Ref.	0120.00.012	1	12	100	30	16	9	TP.. 1102..	0,150
	0120.00.014	1	14	100	30	16	9	TP.. 1102..	0,150
	0120.00.016	1	16	110	35	20	9	TP.. 1102..	0,220
	0120.00.018	1	18	110	35	20	9	TP.. 1102..	0,230
	0120.00.020	2	20	110	35	20	9	TP.. 1103..	0,250
	0120.00.022	2	22	110	35	20	9	TP.. 1103..	0,250
	0120.00.025	2	25	110	35	25	9	TP.. 1103..	0,400
	0120.00.032	3	32	125	35	32	9	TP.. 1103..	0,750
	0120.00.040	4	40	125	35	32	9	TP.. 1103..	0,800

			
Ref.	0120.00.012	1004	5002
	0120.00.014	1004	5002
	0120.00.016	1005	5025
	0120.00.018	1005	5025
	0120.00.020	1005	5025
	0120.00.022	1005	5025
	0120.00.025	1005	5025
	0120.00.032	1005	5025
	0120.00.040	1005	5025

TP..		l	s	d	Positive 11° clearance - Triangular inserts.
Ref.	TP.. 1102..	11,00	2,38	6,35	
	TP.. 1103..	11,00	3,18	6,35	
					For more information see page: A.21
	TPKN	TPUN	TPUX-R		
					

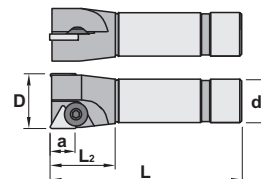
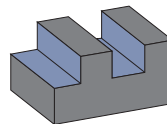
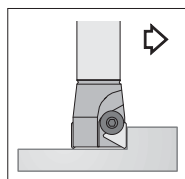




**Characteristics:**




Positive milling cutter with 90° entering angle that uses standard triangular inserts.  
The clamp system allows a quick insert assembly and dismantling.  
Milling cutter with short cylindric shank.

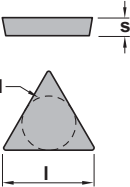




**Applications:**

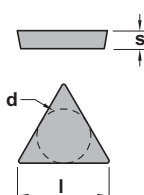
This face and square milling cutter works well on steels, alloyed steels, stainless steel and refractory casts.  
This general milling cutter for diversified manufacture is recommended for conventional milling machines and machining centers. Economical milling cutter that allows to use TPUN inserts and TPKN inserts.

**0130.00**

			D	L	L2	d	a	Insert size	
Ref.	0130.00.016	1	16	110	35	20	13	TP.. 1603..	0,215
	0130.00.018	1	18	110	35	20	13	TP.. 1603..	0,225
	0130.00.020	1	20	110	35	20	13	TP.. 1603..	0,235
	0130.00.022	1	22	110	35	20	13	TP.. 1603..	0,240
	0130.00.025	2	25	110	35	25	13	TP.. 1603..	0,350
	0130.00.032	2	32	125	35	32	13	TP.. 1603..	0,700
	0130.00.040	3	40	125	35	32	13	TP.. 1603..	0,750
	0130.00.050	4	50	125	35	32	13	TP.. 1603..	0,850

				
Ref.	0130.00.016	1005	5025	2054
	0130.00.018	1016	5004	2064
	0130.00.020	1016	5004	2064
	0130.00.022	1016	5004	2064
	0130.00.025	1016	5004	2064
	0130.00.032	1016	5004	2064
	0130.00.040	1016	5004	2064
	0130.00.050	1016	5004	2064

	TP..		l	s	d	Positive 11° clearance - Triangular inserts.
	Ref.	TP.. 1603..	16,50	3,18	9,52	
	TPKN	TPKR	TPUN	TPUX-R	For more information see page: A.21	
						



Inserts

Face milling cutters

Square shoulder cutters

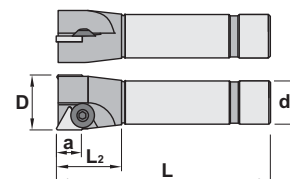
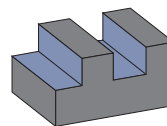
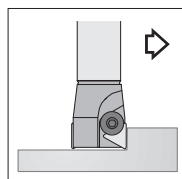


### Characteristics:

Positive milling cutter with 90° entering angle that uses standard triangular inserts. The clamp system allows a quick insert assembly and dismantling. Milling cutter with long cylindric shank.

### Applications:

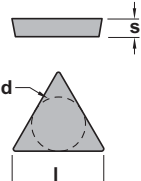




This face and square milling cutter works well on steels, alloyed steels, stainless steel and refractory casts. This general milling cutter for diversified manufacture is recommended for conventional milling machines and machining centers. Economical milling cutter that allows to use TPUN inserts and TPKN inserts.

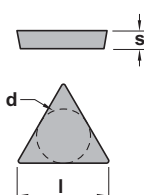


## 0130.0<sup>1</sup><sub>2</sub>

			D	L	L <sub>2</sub>	d	a	Insert size	
Ref.	0130.01.016	1	16	150	35	20	13	TP.. 1603..	0,300
	0130.01.020	1	20	150	35	20	13	TP.. 1603..	0,350
	0130.01.025	2	25	150	35	25	13	TP.. 1603..	0,550
	0130.01.032	2	32	175	35	32	13	TP.. 1603..	1,050
	0130.01.040	3	40	175	35	32	13	TP.. 1603..	1,050
	0130.01.050	4	50	175	35	32	13	TP.. 1603..	1,250
	0130.02.020	1	20	200	35	20	13	TP.. 1603..	0,450
	0130.02.025	2	25	200	35	25	13	TP.. 1603..	0,700
	0130.02.032	2	32	250	35	32	13	TP.. 1603..	1,500

Ref.	0130.01.016	1005	5025	2054
	0130.01.020	1016	5004	2064
	0130.01.025	1016	5004	2064
	0130.01.032	1016	5004	2064
	0130.01.040	1016	5004	2064
	0130.01.050	1016	5004	2064
	0130.02.020	1016	5004	2064
	0130.02.025	1016	5004	2064
	0130.02.032	1016	5004	2064

	TP..		l	s	d	Positive 11° clearance - Triangular inserts.
	Ref.	TP.. 1603..	16,50	3,18	9,52	
	TPKN	TPKR	TPUN	TPUX-R	For more information see page: A.21	
						

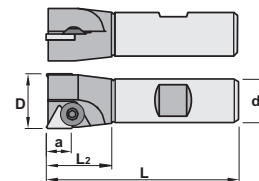
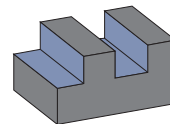
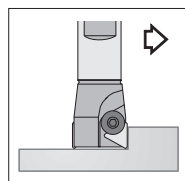


**Characteristics:**

Positive milling cutter with 90° entering angle that uses standard triangular inserts.  
The clamp system allows a quick insert assembly and dismantling.  
Milling cutter with Weldon shank.

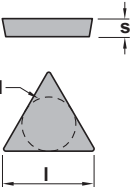




**Applications:**

This face and square milling cutter works well on steels, alloyed steels, stainless steel and refractory casts.  
This general milling cutter for diversified manufacture is recommended for conventional milling machines and machining centers. Economical milling cutter that allows to use TPUN inserts and TPKN inserts.

**0130.07**

			D	L	L2	d	a	Insert size	
Ref.	0130.07.016	1	16	100	30	20	13	TP.. 1603..	0,180
	0130.07.020	1	20	100	30	20	13	TP.. 1603..	0,220
	0130.07.025	2	25	100	30	25	13	TP.. 1603..	0,350
	0130.07.032	2	32	100	30	32	13	TP.. 1603..	0,550
	0130.07.040	3	40	100	30	32	13	TP.. 1603..	0,600
	0130.07.050	4	50	100	30	32	13	TP.. 1603..	0,700

Ref.	0130.07.016	1005	5025
	0130.07.020	1016	5004
	0130.07.025	1016	5004
	0130.07.032	1016	5004
	0130.07.040	1016	5004
	0130.07.050	1016	5004

	TP..		l	s	d	Positive 11° clearance - Triangular inserts.  <div>For more information see page: A.21</div>		
	Ref.	TP.. 1603..	16,50	3,18	9,52			
	TPKN	TPKR	TPUN	TPUX-R				
								

For more information see page: A.21



Inserts

Face milling cutters

Square shoulder cutters

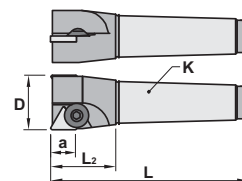
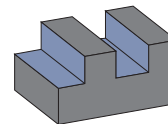
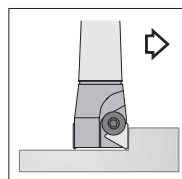


### Characteristics:



Positive milling cutter with 90° entering angle that uses standard triangular inserts. The clamp system allows a quick insert assembly and dismantling. Milling cutter with Morse shank.




### Applications:

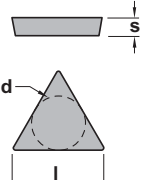




This face and square milling cutter works well on steels, alloyed steels, stainless steel and refractory casts. This general milling cutter for diversified manufacture is recommended for conventional milling machines and machining centers. Economical milling cutter that allows to use TPUN inserts and TPKN inserts.

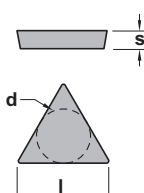


## 0130.30

			D	L	L2	a	K	Insert size	
Ref.	0130.30.020	1	20	125	38	13	MK3	TP.. 1603..	0,280
	0130.30.025	2	25	125	38	13	MK3	TP.. 1603..	0,300
	0130.30.032	2	32	125	38	13	MK3	TP.. 1603..	0,350
	0130.30.040	3	40	125	38	13	MK3	TP.. 1603..	0,450
	0130.30.050	4	50	125	38	13	MK3	TP.. 1603..	0,550

				
Ref.	0130.30.020	1016	5004	2064
	0130.30.025	1016	5004	2064
	0130.30.032	1016	5004	2064
	0130.30.040	1016	5004	2064
	0130.30.050	1016	5004	2064

	TP..		l	s	d	Positive 11° clearance - Triangular inserts.
	Ref.	TP.. 1603..	16,50	3,18	9,52	
	TPKN	TPKR	TPUN	TPUX-R	For more information see page: A.21	
						



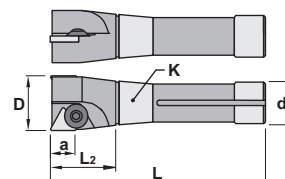
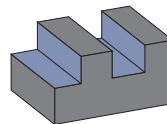
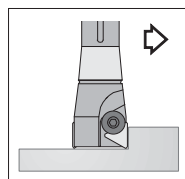
For more information see page: A.21



**Characteristics:**




Positive milling cutter with 90° entering angle that uses standard triangular inserts.  
The clamp system allows a quick insert assembly and dismantling.  
Milling cutter with Bridgeport R-8 shank.

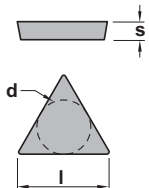




**Applications:**


This face and square milling cutter works well on steels, alloyed steels, stainless steel and refractory casts.  
This general milling cutter for diversified manufacture is recommended for conventional milling machines and machining centers. Economical milling cutter that allows to use TPUN inserts and TPKN inserts.

**0130.80**

			D	L	L <sub>2</sub>	a	d	K	Insert size	
Ref.	0130.80.025	2	25	145	39	13	24	R8	TP.. 1603..	0,450
	0130.80.032	2	32	145	39	13	24	R8	TP.. 1603..	0,550
	0130.80.040	3	40	145	39	13	24	R8	TP.. 1603..	0,600
	0130.80.050	4	50	145	39	13	24	R8	TP.. 1603..	0,700

				
Ref.	0130.80.025	1016	5004	2064
	0130.80.032	1016	5004	2064
	0130.80.040	1016	5004	2064
	0130.80.050	1016	5004	2064

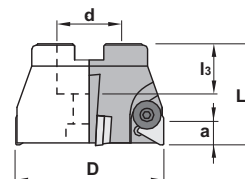
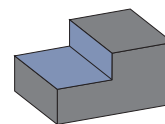
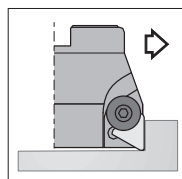
	TP..				Positive 11° clearance - Triangular inserts.			
	Ref.	TP.. 1603..	l	s				d
	TPKN	TPKR	TPUN	TPUX-R	For more information see page: A.21			
								



**Characteristics:** This positive milling cutter with an exact angle of 90° uses very strong inserts allowing depth passes and high feed per teeth. The clamp allows a quick insert assembly and dismantling. The milling cutter is equipped with shim seats (except diameter 40 and 50 mm), which protect the milling cutter body in case of accident. Axial rake=+6°; Radial rake=+1°.

**Applications:**

This face and square milling cutter works well on steels, alloyed steels, stainless steel, casts and aluminium alloys. This general milling cutter is recommended for conventional milling machines and machining centers. Economical milling cutter that allows to use TPUN inserts and TPKN inserts.

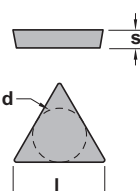


## 0130.90 90°

Ref.			D	L	d	l3	a	Insert size	
0130.90.040	3		40	40	16	18	13	TP.. 1603..	0,200
0130.90.050	4		50	40	22	20	13	TP.. 1603..	0,300
0130.90.050.Z=3	3		50	40	22	20	13	TP.. 1603..	0,350
0130.90.063	4		63	50	27	22	13	TP.. 1603..	0,650
0130.90.080	5		80	50	32	25	13	TP.. 1603..	1,050
0130.90.100	6		100	50	40	30	13	TP.. 1603..	1,650
0130.90.125	6		125	63	40	30	13	TP.. 1603..	2,850
0130.90.160	7		160	63	40	30	13	TP.. 1603..	4,400
0130.90.200	8		200	63	60	40	13	TP.. 1603..	8,250

Ref.							
0130.90.040	1006	5004	2064	-	-	1058	-
0130.90.050	1016	5004	2064	-	-	912,10	-
0130.90.050.Z=3	1006	5004	2064	-	-	912,10	-
0130.90.063	1006	5004	2064	3016	4016	912,12	-
0130.90.080	1006	5004	2064	3016	4016	912,16	-
0130.90.100	1006	5004	2064	3016	4016	912,20	-
0130.90.125	1006	5004	2064	3016	4016	-	-
0130.90.160	1006	5004	2064	3016	4016	912,52	40
0130.90.200	1006	5004	2064	3016	4016	912,56	50

TP..		l	s	d	Positive 11° clearance - Triangular inserts.
Ref.	TP.. 1603..	16,50	3,18	9,52	
					For more information see page: A.21-22
TPKN		TPKR	TPUN	TPUX-R	

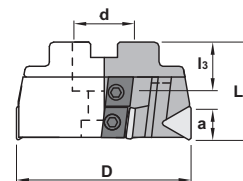
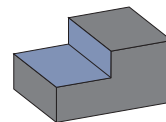
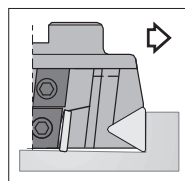




**Characteristics:** This positive milling cutter with an exact angle of 90° uses very strong inserts allowing depth passes and high feed per teeth. The fixing system by wedge ensures an excellent clamping of the insert and a higher security on difficult conditions. The indexable cartridges protect the milling cutter body in case of accident. Axial rake=+7°; Radial rake=-1°.

**Applications:**

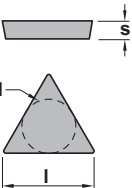
This face and square milling cutter works well on steels, alloyed steels, stainless steel, casts and aluminium alloys. This general milling cutter is recommended for conventional milling machines and machining centers. Economical milling cutter that allows to use TPUN inserts and TPKN inserts.




## 0130.99 90°

Ref.			D	L	d	l3	a	Insert size	
0130.99.052	5		52	50	16	18	13	TP.. 1603..	0,500
0130.99.063	6		63	50	22	20	13	TP.. 1603..	0,700
0130.99.080	5		80	50	27	22	13	TP.. 1603..	1,200
0130.99.100	7		100	50	32	25	13	TP.. 1603..	1,900
0130.99.125	7		125	63	40	30	13	TP.. 1603..	3,050
0130.99.160	9		160	63	40	30	13	TP.. 1603..	5,450
0130.99.200	11		200	63	60	40	13	TP.. 1603..	7,200
0130.99.250	15		250	63	60	40	13	TP.. 1603..	13,050

Ref.									
0130.99.052	1166	5615	6031	6032	6526	1460	1058	-	-
0130.99.063	1166	5615	6031	6032	6526	1460	912,10	-	-
0130.99.080	1077	5620	6433	6435	6927	1460	912,12	-	-
0130.99.100	1077	5620	6433	6435	6927	1460	912,16	-	-
0130.99.125	1077	5620	6433	6435	6927	1460	-	-	-
0130.99.160	1077	5620	6433	6435	6927	1460	912,52	40	-
0130.99.200	1077	5620	6433	6435	6927	1460	912,56	50	-
0130.99.250	1077	5620	6433	6435	6927	1460	912,56	60	-

	TP..		l	s	d	Positive 11° clearance - Triangular inserts.  		
---	------	--	---	---	---	--	--	--

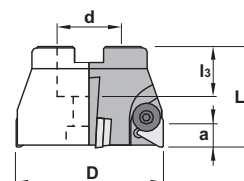
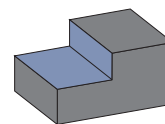
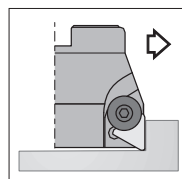
For more information see page: A.21-22



**Characteristics:** This positive milling cutter with an exact angle of 90° uses very strong inserts allowing depth passes and high feed per teeth. The clamp allows a quick insert assembly and dismantling. The milling cutter is equipped with shim seats, which protect the milling cutter body in case of accident. Axial rake=+6°; Radial rake=+1°.

**Applications:**

This face and square milling cutter works well on steels, alloyed steels, stainless steel, casts and aluminium alloys. This general milling cutter is recommended for conventional milling machines and machining centers. Economical milling cutter that allows to use TPUN inserts and TPKN inserts.



## 0140.90 90°

Ref.			D	L	d	l3	a	Insert size	
0140.90.063	3		63	50	27	22	18	TP.. 2204..	0,600
0140.90.080	4		80	50	32	25	18	TP.. 2204..	0,950
0140.90.100	5		100	50	40	30	18	TP.. 2204..	1,450
0140.90.125	6		125	63	40	30	18	TP.. 2204..	2,600
0140.90.160	7		160	63	40	30	18	TP.. 2204..	4,500
0140.90.200	8		200	63	60	40	18	TP.. 2204..	7,750

Ref.							
0140.90.063	1008	5005	2088	3022	4022	912,12	-
0140.90.080	1008	5005	2088	3022	4022	912,16	-
0140.90.100	1008	5005	2088	3022	4022	912,20	-
0140.90.125	1008	5005	2088	3022	4022	-	-
0140.90.160	1008	5005	2088	3022	4022	912,52	40
0140.90.200	1008	5005	2088	3022	4022	912,56	50

TP..		l	s	d	Positive 11° clearance - Triangular inserts.
Ref.	TP.. 2204..	22,00	4,76	12,70	
					For more information see page: A.21-22
TPKN	TPUN	TPUX-R			

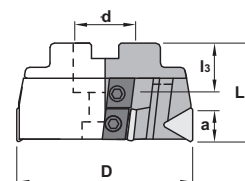
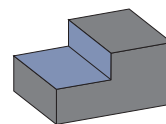
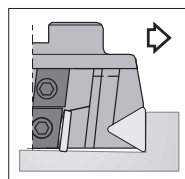






**Characteristics:** This positive milling cutter with an exact angle of 90° uses very strong inserts allowing depth passes and high feed per teeth. The fixing system by wedge ensures an excellent clamping of the insert and a higher security on difficult conditions. The indexable cartridges protect the milling cutter body in case of accident. Axial rake=+7°; Radial rake=-1°.

**Applications:**

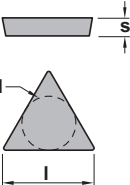



This face and square milling cutter works well on steels, alloyed steels, stainless steel, casts and aluminium alloys. This general milling cutter is recommended for conventional milling machines and machining centers. Economical milling cutter that allows to use TPUN inserts and TPKN inserts.

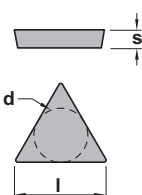


## 0140.99 90°

			D	L	d	l3	a	Insert size	
Ref.	0140.99.080	5	80	50	27	22	18	TP.. 2204..	1,150
	0140.99.100	7	100	50	32	25	18	TP.. 2204..	1,850
	0140.99.125	7	125	63	40	30	18	TP.. 2204..	3,100
	0140.99.160	9	160	63	40	30	18	TP.. 2204..	5,150
	0140.99.200	11	200	63	60	40	18	TP.. 2204..	8,900
	0140.99.250	15	250	63	60	40	18	TP.. 2204..	13,200

Ref.								
0140.99.080	1077	5620	6434	6436	6942	1460	912,12	-
0140.99.100	1077	5620	6434	6436	6942	1460	912,16	-
0140.99.125	1077	5620	6434	6436	6942	1460	-	-
0140.99.160	1077	5620	6434	6436	6942	1460	912,52	40
0140.99.200	1077	5620	6434	6436	6942	1460	912,56	50
0140.99.250	1077	5620	6434	6436	6942	1460	912,56	60

	TP..		l	s	d	Positive 11° clearance - Triangular inserts.			
	Ref.	TP.. 2204..	22,00	4,76	12,70				
							For more information see page: A.21		
	TPKN	TPUN	TPUX-R						
									



Inserts

Face milling cutters

Square shoulder cutters

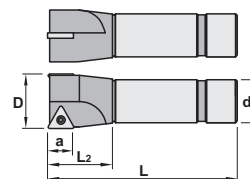
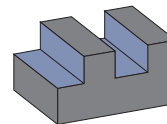
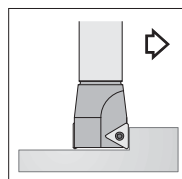


### Characteristics:

This positive milling cutter with an exact angle of 90° uses very strong inserts allowing depth passes and high feed per teeth. The insert thickness is 3,97 mm and is fixed by Torx screw that allow a good chip evacuation and an easy use. Axial rake=0°; Radial rake=-8°.

### Applications:

This face and square (angle 90°), slot and side milling cutter works well on steels, alloyed steels, stainless steels, refractory casts and aluminium alloys. This general milling cutter for diversified manufacture is recommended for conventional milling machines and machining centers.

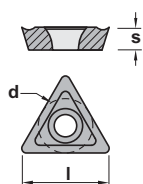


## 0134.00

			D	L	L2	d	a	Insert size	
Ref.	0134.00.016	1	16	110	35	20	13	TC.. 16T3..	0,230
	0134.00.020	1	20	110	35	20	13	TC.. 16T3..	0,250
	0134.00.025	2	25	110	35	25	13	TC.. 16T3..	0,350
	0134.00.032	2	32	125	35	32	13	TC.. 16T3..	0,700
	0134.00.040	3	40	125	35	32	13	TC.. 16T3..	0,750

Ref.	0134.00.016	1440
	0134.00.020	1440
	0134.00.025	1240
	0134.00.032	1240
	0134.00.040	1240

TC..		l	s	d	Positive 7° clearance - Triangular inserts.
Ref.	TC.. 16T3..	16,50	3,97	9,52	
					For more information see page: A.20
TCGT-AL		TCMT-39	TCMW		

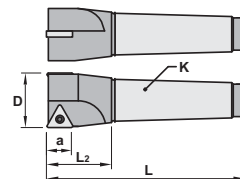
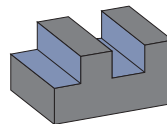
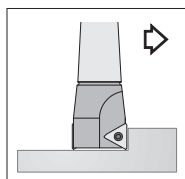


**Characteristics:**

This positive milling cutter with an exact angle of 90° uses very strong inserts allowing depth passes and high feed per teeth. The insert thickness is 3,97 mm and is fixed by Torx screw that allow a good chip evacuation and an easy use. Axial rake=0°; Radial rake=-8°.

**Applications:**

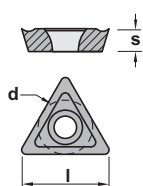
This face and square (angle 90°), slot and side milling cutter works well on steels, alloyed steels, stainless steels, refractory casts and aluminium alloys. This general milling cutter for diversified manufacture is recommended for conventional milling machines and machining centers.

**0134.30**

			D	L	L2	a	K	Insert size	
Ref.	0134.30.025	2	25	125	38	13	MK3	TC.. 16T3..	0,300
	0134.30.032	2	32	125	38	13	MK3	TC.. 16T3..	0,350
	0134.30.040	3	40	125	38	13	MK3	TC.. 16T3..	0,450

Ref.	0134.30.025	1240	5515
	0134.30.032	1240	5515
	0134.30.040	1240	5515

TC..		I	s	d	Positive 7° clearance - Triangular inserts.
Ref.	TC.. 16T3..	16,50	3,97	9,52	
					For more information see page: A.20
TCGT-AL		TCMT-39	TCMW		



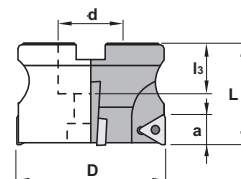
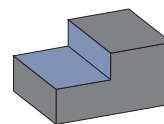
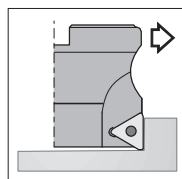


### Characteristics:

This positive milling cutter with an exact angle of 90° uses very strong inserts allowing depth passes and high feed per teeth. The insert thickness is 3,97 mm and is fixed by Torx screw that allow a good chip evacuation and an easy use. Axial rake=0°; Radial rake=-8°.

### Applications:

This face and square (angle 90°), slot and side milling cutter works well on steels, alloyed steels, stainless steels, refractory casts and aluminium alloys. This general milling cutter for diversified manufacture is recommended for conventional milling machines and machining centers.




## 0134.90 90°

Ref.			D	L	d	l3	a	Insert size	Kg
0134.90.040	3		40	40	16	18	13	TC.. 16T3..	0,200
0134.90.050	4		50	40	22	20	13	TC.. 16T3..	0,300
0134.90.063	5		63	50	27	22	13	TC.. 16T3..	0,650
0134.90.080	6		80	50	32	25	13	TC.. 16T3..	1,100
0134.90.100	7		100	50	40	30	13	TC.. 16T3..	1,750
0134.90.125	8		125	63	40	30	13	TC.. 16T3..	2,800
0134.90.160	10		160	63	40	30	13	TC.. 16T3..	4,900

Ref.				
0134.90.040	1240	5615	1058	-
0134.90.050	1240	5615	912,10	-
0134.90.063	1240	5615	912,12	-
0134.90.080	1240	5615	912,16	-
0134.90.100	1240	5615	912,20	-
0134.90.125	1240	5615	-	-
0134.90.160	1240	5615	912,52	40

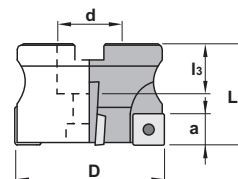
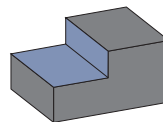
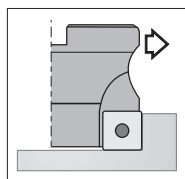
TC..		l	s	d	Positive 7° clearance - Triangular inserts.
Ref.	TC.. 16T3..	16,50	3,97	9,52	
					For more information see page: A.20
TCGT-AL	TCMT-39	TCMW			

**Characteristics:**

This positive milling cutter with an exact angle of 90° uses very strong inserts allowing depth passes and high feed per teeth. The milling cutter with Torx fixation is equipped with shim seats to protect the milling cutter body in case of accident.

**Applications:**

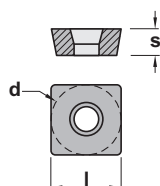
This face and square (angle 90°), slot and side milling cutter works well on steels, alloyed steels, stainless steels, refractory casts and aluminium alloys. This general milling cutter for diversified manufacture is recommended for conventional milling machines and machining centers.

**0240.90 90°**


Ref.			D	L	d	l3	a	Insert size	
0240.90.040	3		40	40	16	18	11	SPM.. 1204..	0,200
0240.90.050	4		50	40	22	20	11	SPM.. 1204..	0,350
0240.90.063	5		63	50	27	22	11	SPM.. 1204..	0,700
0240.90.080	6		80	50	27	22	11	SPM.. 1204..	1,150
0240.90.100	8		100	50	32	25	11	SPM.. 1204..	1,750
0240.90.125	8		125	63	40	30	11	SPM.. 1204..	3,050
0240.90.160	10		160	63	40	30	11	SPM.. 1204..	4,200
0240.90.200	12		200	63	60	40	11	SPM.. 1204..	9,250
0240.90.250	16		250	63	60	40	11	SPM.. 1204..	11,500

Ref.				
0240.90.040	1550	5620	1058	-
0240.90.050	1550	5620	912,10	-
0240.90.063	1550	5620	912,12	-
0240.90.080	1550	5620	912,12	-
0240.90.100	1550	5620	912,16	-
0240.90.125	1550	5620	-	-
0240.90.160	1550	5620	912,52	40
0240.90.200	1550	5620	912,56	40
0240.90.250	1550	5620	912,56	50

SPM..		l	s	d	Positive 11° clearance - Square inserts.
Ref.	SPM.. 1204..	12,70	4,76	12,70	
					For more information see page: A.19
SPMT	SPMW				





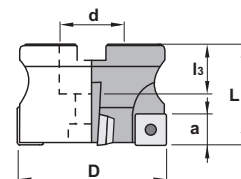
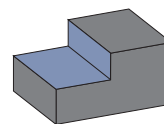
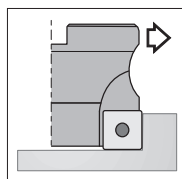


### Characteristics:

This positive milling cutter with an exact angle of 90° uses very strong inserts allowing depth passes and high feed per teeth. The milling cutter with Torx fixation is equipped with shim seats to protect the milling cutter body in case of accident. Axial rake=+7°; Radial rake=-10°.

### Applications:

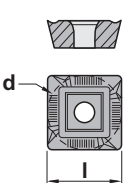

This face and square (angle 90°), slot and side milling cutter works well on steels, alloyed steels, stainless steels, refractory casts and aluminium alloys. This general milling cutter for diversified manufacture is recommended for conventional milling machines and machining centers.




## 0245.90 90°

Ref.			D	L	d	l3	a	Insert size	Kg
0245.90.040	3		40	40	16	18	11	SDMT 12T3..	0,150
0245.90.050	4		50	40	22	20	11	SDMT 12T3..	0,300
0245.90.063	5		63	50	27	22	11	SDMT 12T3..	0,650
0245.90.080	6		80	50	27	22	11	SDMT 12T3..	1,150
0245.90.100	7		100	50	32	25	11	SDMT 12T3..	1,650
0245.90.125	8		125	63	40	30	11	SDMT 12T3..	2,900
0245.90.160	10		160	63	40	30	11	SDMT 12T3..	4,000
0245.90.200	12		200	63	60	40	11	SDMT 12T3..	7,700
0245.90.250	16		250	63	60	40	11	SDMT 12T3..	10,800

Ref.						
0245.90.040	1335	5615	-	-	1058	-
0245.90.050	1335	5615	3511	1750	912,10	-
0245.90.063	1335	5615	3511	1750	912,12	-
0245.90.080	1335	5615	3511	1750	912,12	-
0245.90.100	1335	5615	3511	1750	912,16	-
0245.90.125	1335	5615	3511	1750	-	-
0245.90.160	1335	5615	3511	1750	912,52	40
0245.90.200	1335	5615	3511	1750	912,56	40
0245.90.250	1335	5615	3511	1750	912,56	50

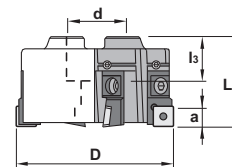
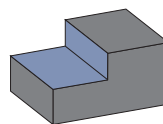
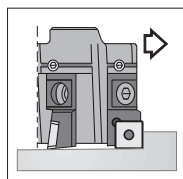
	SDMT		l	s	d	Positive 15° clearance - Square inserts.
	Ref.	SDMT 12T3..	13,29	3,97	13,29	
	SDMT					For more information see page: A.16
						

**Characteristics:**

This positive milling cutter with an exact angle of 90° uses very strong inserts allowing depth passes and high feed per teeth. The milling cutter with Torx fixation is equipped with cartridges to protect the milling cutter body in case of accident.

**Applications:**

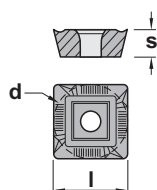
This face and square (angle 90°), slot and side milling cutter works well on steels, alloyed steels, stainless steels, refractory casts and aluminium alloys. This general milling cutter for diversified manufacture is recommended for conventional milling machines and machining centers.

**0245.99 90°**

Ref.			D	L	d	l3	a	Insert size	
0245.99.160	10		160	63	40	30	11	SDMT 12T3..	4,000
0245.99.200	12		200	63	60	40	11	SDMT 12T3..	7,700
0245.99.250	16		250	63	60	40	11	SDMT 12T3..	10,800
0245.99.315	20		315	63	60	40	11	SDMT 12T3..	31,000
0245.99.400	22		400	63	60	40	11	SDMT 12T3..	47,500
0245.99.500	28		500	63	60	40	11	SDMT 12T3..	85,000

Ref.							
0245.99.160	1335	5615	6245	1788	1750	1460	40
0245.99.200	1335	5615	6245	1788	1750	1460	50
0245.99.250	1335	5615	6245	1788	1750	1460	50
0245.99.315	1335	5615	6245	1788	1750	1460	50/60
0245.99.400	1335	5615	6245	1788	1750	1460	50/60
0245.99.500	1335	5615	6245	1788	1750	1460	50/60

SDMT		l	s	d	Positive 15° clearance - Square inserts.
Ref.	SDMT 12T3..	13,29	3,97	13,29	
					For more information see page: A.16
SDMT					



Inserts

Face milling  
cutters

Square shoulder  
cutters

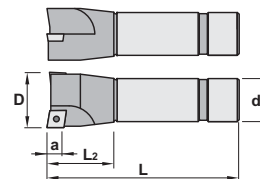
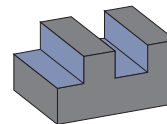
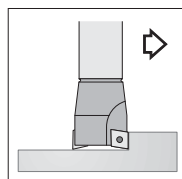


## Characteristics:

This positive milling cutter with 90° entering angle uses rhombic inserts with angle of 80°. The insert is fixed by Torx screw that allow a good chip evacuation and an easy use. Milling cutter equipped with short cylindric shank. Axial rake=+3°; Radial rake=0°.

## Applications:

Face, slot and side milling cutter that works well on steels, alloyed steels, stainless steels and refractors. This general milling cutter for diversified manufacture is recommended for small conventional milling machines and machining centers.



# 03<sup>1</sup><sub>3</sub>4.00

			D	L	L <sub>2</sub>	d	a	Insert size	
Ref.	0314.00.012	1	12	110	25	16	5	CC.. 0602..	0,150
	0314.00.016	2	16	110	30	20	5	CC.. 0602..	0,250
	0314.00.020	3	20	110	35	20	5	CC.. 0602..	0,250
	0334.00.020	2	20	110	35	20	8	CC.. 09T3..	0,250
	0334.00.025	2	25	110	35	25	8	CC.. 09T3..	0,400
	0334.00.032	3	32	125	35	32	8	CC.. 09T3..	0,700
	0334.00.040	4	40	125	35	32	8	CC.. 09T3..	0,800

Ref.	0314.00.012	1425
	0314.00.016	1425
	0314.00.020	1425
	0334.00.020	1440
	0334.00.025	1440
	0334.00.032	1240
	0334.00.040	1240

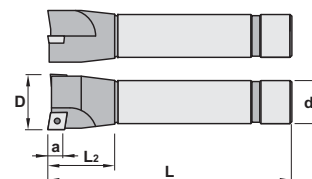
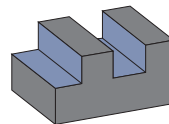
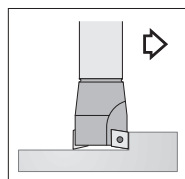
CC..		l	s	d	Positive 7° clearance - 80° rhombic insert.
Ref.	CC.. 0602..	6,45	2,38	6,35	
	CC.. 09T3..	9,65	3,97	9,52	
					For more information see page: A.12
	CCGT-AL	CCKT	CCMW		

**Characteristics:**

This positive milling cutter with 90° entering angle uses rhombic inserts with angle of 80°. The insert is fixed by Torx screw that allow a good chip evacuation and an easy use. Milling cutter equipped with long cylindric shank. Axial rake=+3°; Radial rake=0°.

**Applications:**

Face, slot and side milling cutter that works well on steels, alloyed steels, stainless steels and refractors. This general milling cutter for diversified manufacture is recommended for small conventional milling machines and machining centers.

**03<sup>1</sup><sub>3</sub>4.02**

			D	L	L2	d	a	Insert size	
Ref.	0314.02.016	2	16	175	30	20	5	CC.. 0602..	0,250
	0314.02.020	3	20	200	35	20	5	CC.. 0602..	0,250
	0334.02.020	2	20	200	35	20	8	CC.. 09T3..	0,250
	0334.02.025	2	25	250	35	25	8	CC.. 09T3..	0,400
	0334.02.032	3	32	250	35	32	8	CC.. 09T3..	0,700

Ref.	0314.02.016	1425
	0314.02.020	1425
	0334.02.020	1440
	0334.02.025	1440
	0334.02.032	1240

	CC..				Positive 7° clearance - 80° rhombic insert.
	Ref.	CC.. 0602..	l	s	d
		CC.. 09T3..	6,45	2,38	6,35
			9,65	3,97	9,52
For more information see page: A.12					
	CCGT-AL	CCKT	CCMW		

Inserts

Face milling cutters

Square shoulder cutters



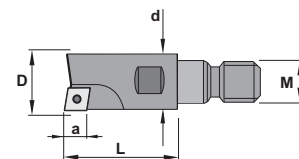
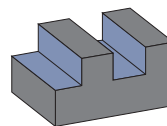
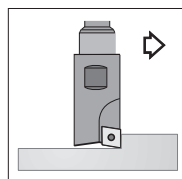
Shanks page: K.45 - K.48

### Characteristics:

This positive milling cutter with 90° entering angle uses rhombic inserts with angle of 80°. The insert is fixed by Torx screw that allow a good chip evacuation and an easy use. Milling cutter equipped with modular cylindric shank. Axial rake=+3°; Radial rake=0°.

### Applications:

Face, slot and side milling cutter that works well on steels, alloyed steels, stainless steels and refractors. This general milling cutter for diversified manufacture is recommended for small conventional milling machines and machining centers.




## 03<sup>1</sup><sub>3</sub>4.06

			D	L	M	d	a	Insert size	
Ref.	0314.06.015	2	15	23	M8	14	5	CC.. 0602..	0,025
	0314.06.016	2	16	23	M8	14	5	CC.. 0602..	0,030
	0314.06.020	3	20	30	M10	18	5	CC.. 0602..	0,060
	0324.06.020	2	20	30	M10	18	7	CC.. 0803..	0,060
	0324.06.025	2	25	35	M12	21	7	CC.. 0803..	0,095
	0334.06.032	3	32	43	M16	29	8	CC.. 09T3..	0,225
	0334.06.045	4	45	43	M16	29	8	CC.. 09T3..	0,320

Ref.	0314.06.015	1425
	0314.06.016	1425
	0314.06.020	1425
	0324.06.020	1430
	0324.06.025	1430
	0334.06.032	1440
	0334.06.045	1240

CC..		l	s	d	Positive 7° clearance - 80° rhombic insert.  For more information see page: A.12
Ref.	CC.. 0602..	6,45	2,38	6,35	
	CC.. 0803..	8,05	3,18	7,94	
	CC.. 09T3..	9,65	3,97	9,52	
CCGT-AL	CCKT	CCMW			





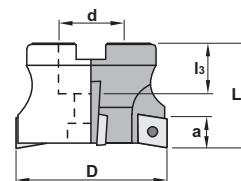
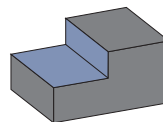
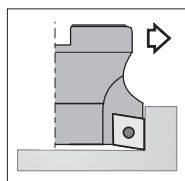
First choice for ramp milling

**Characteristics:**

This positive milling cutter with 90° entering angle uses rhombic inserts with angle of 80°. The insert is fixed by Torx screw that allow a good chip evacuation and an easy use.

**Applications:**

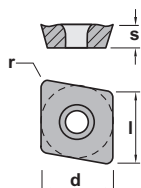
Face, slot and side milling cutter that works well on steels, alloyed steels, stainless steels and refractors. This general milling cutter for diversified manufacture is recommended for small conventional milling machines and machining centers.

**0334.90**

			D	L	d	l3	a	Insert size	
Ref.	0334.90.040	5	40	40	16	18	8	CC.. 09T3	0,240
	0334.90.050	5	50	40	22	20	8	CC.. 09T3	0,400
	0334.90.052	5	52	40	22	20	8	CC.. 09T3	0,450
	0334.90.063	6	63	50	27	22	8	CC.. 09T3	0,900
	0334.90.066	6	66	50	27	22	8	CC.. 09T3	0,950
	0334.90.080	7	80	50	27	22	8	CC.. 09T3	1,400

Ref.	0334.90.040	1440
	0334.90.050	1440
	0334.90.052	1440
	0334.90.063	1240
	0334.90.066	1240
	0334.90.080	1240

CC..		l	s	d	Positive 7° clearance - 80° rhombic insert.
Ref.	CC.. 09T3..	9,65	3,97	9,52	
					For more information see page: A.12
CCGT-AL	CCKT	CCMW			



Inserts

Face milling  
cutters

Square shoulder  
cutters



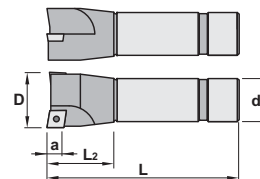
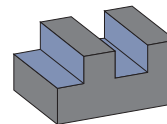
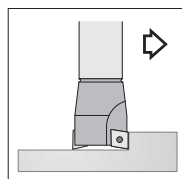
95°

## Characteristics:



This positive milling cutter with 95° entering angle uses rhombic inserts with angle of 80°. The insert is fixed by Torx screw that allow a good chip evacuation and an easy use. Milling cutter equipped with short cylindric shank. Axial rake=+3°; Radial rake=0°.



## Applications:




Face, slot and side milling cutter that works well on steels, alloyed steels, stainless steels and refractors. This general milling cutter for diversified manufacture is recommended for small conventional milling machines and machining centers.



## 3334.01

			D	L	L <sub>2</sub>	d	a	Insert size	
Ref.	3334.01.016	2	16	150	30	20	5	CC.. 0602..	0,250
	3334.01.020	3	20	175	35	20	5	CC.. 0602..	0,250
	3334.01.025	2	25	175	35	25	8	CC.. 09T3..	0,400
	3334.01.032	3	32	175	35	32	8	CC.. 09T3..	0,700

		
Ref.	3334.01.016	1425
	3334.01.020	1425
	3334.01.025	1440
	3334.01.032	1240

CC..		l	s	d	Positive 7° clearance - 80° rhombic insert.
Ref.	CC.. 0602..	6,45	2,38	6,35	
	CC.. 09T3..	9,65	3,97	9,52	
					For more information see page: A.12
CCGT-AL		CCKT	CCMW		
					



95°

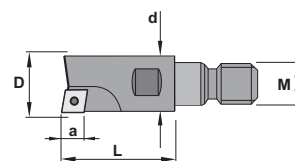
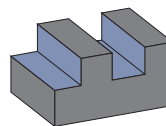
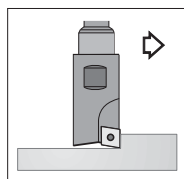
Shanks page: K.45 - K.48

**Characteristics:**

This positive milling cutter with 95° entering angle uses rhombic inserts with angle of 80°. The insert is fixed by Torx screw that allow a good chip evacuation and an easy use. Milling cutter equipped with short modular shank. Axial rake=+3°; Radial rake=0°.

**Applications:**

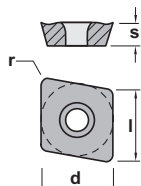
Face, slot and side milling cutter that works well on steels, alloyed steels, stainless steels and refractors. This general milling cutter for diversified manufacture is recommended for small conventional milling machines and machining centers.

**3334.06**

Ref.			D	L	M	d	a	Insert size	
3334.06.015	2		15	23	M8	14	5	CC.. 0602..	0,025
3334.06.016	2		16	23	M8	14	5	CC.. 0602..	0,030
3334.06.020	3		20	30	M10	18	5	CC.. 0602..	0,060
3334.06.025	2		25	35	M12	21	8	CC.. 09T3..	0,095
3334.06.032	3		32	43	M16	29	8	CC.. 09T3..	0,225
3334.06.045	4		45	43	M16	29	8	CC.. 09T3..	0,320

Ref.			
3334.06.015		1425	5507
3334.06.016		1425	5507
3334.06.020		1425	5507
3334.06.025		1440	5515
3334.06.032		1440	5515
3334.06.045		1240	5515

CC..		l	s	d	Positive 7° clearance - 80° rhombic insert.
Ref.	CC.. 0602..	6,45	2,38	6,35	
	CC.. 0803..	8,05	3,18	7,94	
	CC.. 09T3..	9,65	3,97	9,52	
					For more information see page: A.12
CCGT-AL		CCKT	CCMW		



Inserts

Face milling cutters

Square shoulder cutters



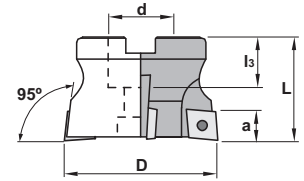
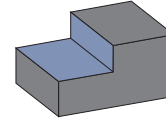
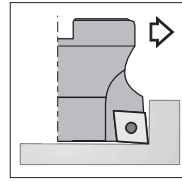
95°

### Characteristics:

This positive milling cutter with 95° entering angle uses rhombic inserts with angle of 80°. The insert is fixed by Torx screw that allow a good chip evacuation and an easy use.

### Applications:

Face, slot and side milling cutter that works well on steels, alloyed steels, stainless steels and refractors. This general milling cutter for diversified manufacture is recommended for small conventional milling machines and machining centers.



## 3334.90

Ref.			D	L	d	l3	a	Insert size	
3334.90.052	5		52	40	22	20	9	CC.. 09T3..	0,450
3334.90.066	6		66	50	27	22	9	CC.. 09T3..	0,950
3334.90.080	7		80	50	27	22	9	CC.. 09T3..	1,400

Ref.			
3334.90.052	1440		5615
3334.90.066	1240		5615
3334.90.080	1240		5615

CC..		l	s	d	Positive 7° clearance - 80° rhombic insert.
Ref.	CC.. 09T3..	9,65	3,97	9,52	
					For more information see page: A.12
CCGT-AL	CCKT	CCMW			



Square shoulder  
cutters

Slot cutters

Porcupine cutters

Specific applications  
and sets

Profile milling

Solid carbide

Drills

Boring heads

Arbors and  
adaptors



Inserts


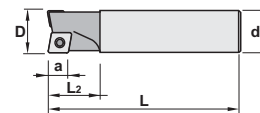
Face milling  
cutters

Square shoulder  
cutters



**Characteristics:** Multi-function centre-cutting end mills.

**Applications:** Multiple applications-Side milling, drilling and face milling. Less time in tool changing on both-conventional and N/C machines. Easily able to machine in roughing and finishing applications because of the high rake geometry and high helix which reduce cutting forces for a smoother cut. Longer tool life may be expected because of the low cutting forces generated. Improved performance will be seen in comparison to conventional end mills and mill-drills, especially when ramp milling, drilling, contouring, helical interpolation of bores, pockets or normal profiling.



## 3314.0<sup>0</sup><sub>1</sub>

Ref.			D	d	L	L2	a	Insert size	
3314.00.012	1		12	16	100	25	5,0	CCKT 060204	0,120
3314.00.016	2		16	16	100	25	5,0	CCKT 060204 / 080308	0,160
3314.00.020	2		20	20	125	32	7,0	CCKT 080308 / 09T308	0,300
3314.00.025	2		25	25	125	40	7,6	CCKT 09T308 / 120408	0,480
3314.01.012	1		12	16	150	25	5,0	CCKT 060204	0,210
3314.01.016	2		16	16	175	25	5,0	CCKT 060204 / 080308	0,250
3314.01.020	2		20	20	175	32	7,0	CCKT 080308 / 09T308	0,400
3314.01.025	2		25	25	200	40	7,6	CCKT 09T308 / 120408	0,700

Ref.				
3314.00.012	1425	-	5507	-
3314.00.016	1425	1430	5507	5508
3314.00.020	1430	1440	5508	5515
3314.00.025	1440	1550	5515	5520
3314.01.012	1425	-	5507	-
3314.01.016	1425	1430	5507	5508
3314.01.020	1430	1440	5508	5515
3314.01.025	1440	1550	5515	5520


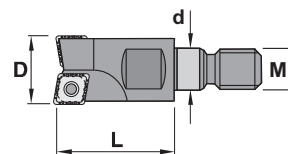
CCKT		l	s	d	Positive 7° clearance - 80° rhombic inserts.
Ref.		6,45	2,38	6,35	
CCKT 0602..		8,05	3,18	7,94	
CCKT 0803..		9,65	3,97	9,52	
CCKT 1204..		12,90	4,76	12,70	
CCKT					For more information see page: A.12



Shanks page: K.45 - K.48

**Characteristics:** Multi-function centre-cutting end mills.

**Applications:** Multiple applications-Side milling, drilling and face milling. Less time in tool changing on both-conventional and N/C machines. Easily able to machine in roughing and finishing applications because of the high rake geometry and high helix which reduce cutting forces for a smoother cut. Longer tool life may be expected because of the low cutting forces generated. Improved performance will be seen in comparison to conventional end mills and mill-drills, especially when ramp milling, drilling, contouring, helical interpolation of bores, pockets or normal profiling.

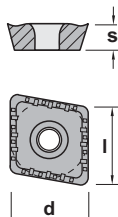


## 3314.06

Ref.			D	L	M	d	Insert size	
3314.06.012	1		12	23	M8	14	CCKT 060204	0,020
3314.06.016	2		16	23	M8	14	CCKT 060204 / 080308	0,030
3314.06.020	2		20	30	M10	18	CCKT 080308 / 09T308	0,060
3314.06.025	2		25	35	M12	21	CCKT 09T308 / 120408	0,095

Ref.					
3314.06.012		1425	-	5507	-
3314.06.016		1425	1430	5507	5508
3314.06.020		1430	1440	5508	5515
3314.06.025		1440	1245	5515	-

CCKT		l	s	d	Positive 7° clearance - 80° rhombic inserts.  For more information see page: A.12
Ref.		6,45	2,38	6,35	
CCKT 0602..		8,05	3,18	7,94	
CCKT 0803..		9,65	3,97	9,52	
CCKT 1204..		12,90	4,76	12,70	
CCKT					





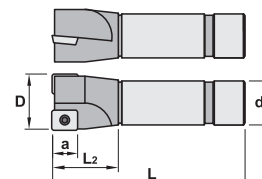
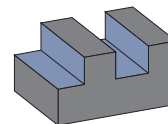
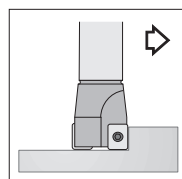


### Characteristics:



This positive milling cutter with an exact angle of 90° uses very strong inserts allowing depth passes and high feed per teeth. The insert is fixed by Torx screw that allow a good chip evacuation and an easy use. Milling cutter equipped with short cylindric shank.



### Applications:



This face and square (angle 90°), slot and side milling cutter works well on steels, alloyed steels, stainless steels, refractory casts and aluminium alloys. This general milling cutter for diversified manufacture is recommended for conventional milling machines and machining centers.

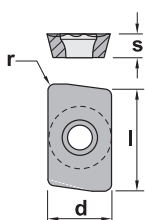


## 1220.00

			D	L	L <sub>2</sub>	d	a	Insert size	
Ref.	1220.00.010	1	10	110	25	16	9	AP.. 1003..	-
	1220.00.012	1	12	110	25	16	9	AP.. 1003..	0,150
	1220.00.014	1	14	110	25	16	9	AP.. 1003..	-
	1220.00.016	2	16	110	25	20	9	AP.. 1003..	0,250
	1220.00.018	2	18	110	30	20	9	AP.. 1003..	-
	1220.00.020	3	20	125	30	20	9	AP.. 1003..	0,300
	1220.00.022	3	22	125	30	20	9	AP.. 1003..	-
	1220.00.025	4	25	125	30	25	9	AP.. 1003..	0,450
	1220.00.028	4	28	125	30	25	9	AP.. 1003..	-

		
Ref.	1220.00.010	1425
	1220.00.012	1425
	1220.00.014	1425
	1220.00.016	1425
	1220.00.018	1225
	1220.00.020	1225
	1220.00.022	1225
	1220.00.025	1225
	1220.00.028	1225

AP..		l	s	d	Positive 11° clearance - Rectangular inserts.
Ref.	AP.. 1003..	9,52	3,18	6,35	
					For more information see page: A.11
APHT-AL		APKT			
					

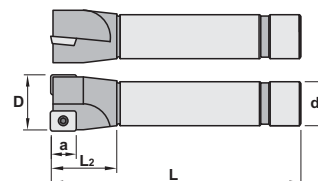
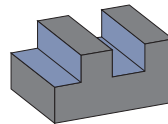
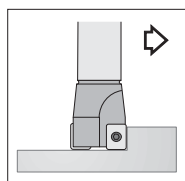




**Characteristics:**

This positive milling cutter with an exact angle of 90° uses very strong inserts allowing depth passes and high feed per teeth. The insert is fixed by Torx screw that allow a good chip evacuation and an easy use. Milling cutter equipped with long cylindric shank.

**Applications:**

This face and square (angle 90°), slot and side milling cutter works well on steels, alloyed steels, stainless steels, refractory casts and aluminium alloys. This general milling cutter for diversified manufacture is recommended for conventional milling machines and machining centers.

**1220.02**

			D	L	L2	d	a	Insert size	
Ref.	1220.02.016	2	16	175	25	20	9	AP.. 1003..	0,250
	1220.02.020	3	20	200	30	20	9	AP.. 1003..	0,300

Square shoulder  
cutters

Slot cutters

Porcupine cutters

Specific applications  
and sets



Profile milling

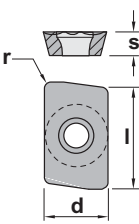


Solid carbide

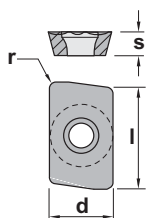
Drills

Boring heads

Arbors and  
adaptors

		
Ref.	1220.02.016	1425
	1220.02.020	1225

	AP..		l	s	d	Positive 11° clearance - Rectangular inserts.		
	Ref.	AP.. 1003..	9,52	3,18	6,35			
						For more information see page: A.11		
	APHT-AL	APKT						
								



Inserts

Face milling cutters

Square shoulder cutters

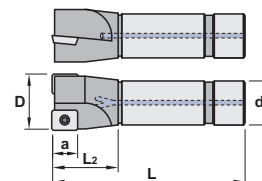
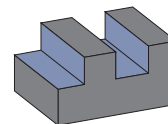
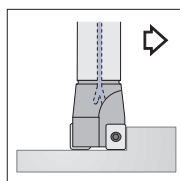


### Characteristics:

This positive milling cutter with an exact angle of 90° uses very strong inserts allowing depth passes and high feed per teeth. The insert is fixed by Torx screw that allow a good chip evacuation and an easy use. Milling cutter equipped with short cylindric shank and internal coolant.

### Applications:

This face and square (angle 90°), slot and side milling cutter works well on steels, alloyed steels, stainless steels, refractory casts and aluminium alloys. This general milling cutter for diversified manufacture is recommended for conventional milling machines and machining centers.



## 1220.03



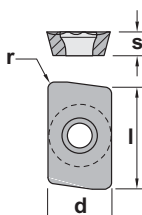
Internal coolant system

			D	L	L <sub>2</sub>	d	a	Insert size	Kg
Ref.	1220.03.012	1	12	110	25	16	9	AP.. 1003..	0,150
	1220.03.016	2	16	110	25	20	9	AP.. 1003..	0,250
	1220.03.020	3	20	125	30	20	9	AP.. 1003..	0,300
	1220.03.025	4	25	125	30	25	9	AP.. 1003..	0,450



Ref.	1220.03.012	1425	5507
	1220.03.016	1425	5507
	1220.03.020	1225	5507
	1220.03.025	1225	5507

AP..		l	s	d	Positive 11° clearance - Rectangular inserts.
Ref.	AP.. 1003..	9,52	3,18	6,35	
					For more information see page: A.11
APHT-AL	APKT				





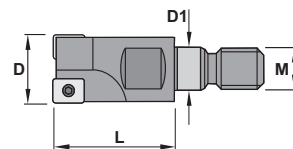
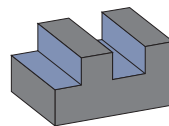
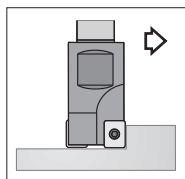
Shanks page: K.45 - K.48



**Characteristics:**



This positive milling cutter with an exact angle of 90° uses very strong inserts allowing depth passes and high feed per teeth. The insert is fixed by Torx screw that allow a good chip evacuation and an easy use. Milling cutter equipped with modular shank.



**Applications:**

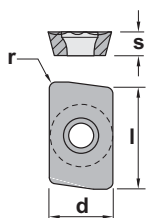
This face and square (angle 90°), slot and side milling cutter works well on steels, alloyed steels, stainless steels, refractory casts and aluminium alloys. This general milling cutter for diversified manufacture is recommended for conventional milling machines and machining centers.

**1220.06**

Ref.			D	L	M	D1	Insert size	
1220.06.016	2		16	23	M8	8,5	AP.. 1003..	0,040
1220.06.020	3		20	30	M10	10,5	AP.. 1003..	0,070
1220.06.025	3		25	35	M12	12,5	AP.. 1003..	0,110

Ref.			
1220.06.016	1425		5507
1220.06.020	1225		5507
1220.06.025	1425		5507

AP..		l	s	d	Positive 11° clearance - Rectangular inserts.
Ref.	AP.. 1003..	9,52	3,18	6,35	
					For more information see page: A.11
APHT-AL	APKT				
					



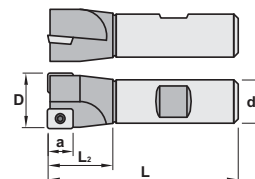
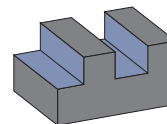
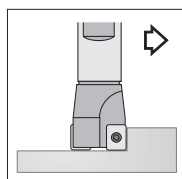


## Characteristics:



This positive milling cutter with an exact angle of 90° uses very strong inserts allowing depth passes and high feed per teeth. The insert is fixed by Torx screw that allow a good chip evacuation and an easy use. Milling cutter equipped with short Weldon shank.



## Applications:



This face and square (angle 90°), slot and side milling cutter works well on steels, alloyed steels, stainless steels, refractory casts and aluminium alloys. This general milling cutter for diversified manufacture is recommended for conventional milling machines and machining centers.

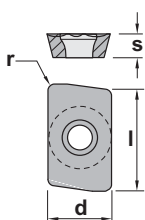


# 1220.07

			D	L	L2	d	a	Insert size	
Ref.	1220.07.012	1	12	90	25	16	9	AP.. 1003..	0,100
	1220.07.016	2	16	90	25	20	9	AP.. 1003..	0,200
	1220.07.020	3	20	95	30	20	9	AP.. 1003..	0,200
	1220.07.025	4	25	95	30	25	9	AP.. 1003..	0,350

			
Ref.	1220.07.012	1425	5507
	1220.07.016	1425	5507
	1220.07.020	1225	5507
	1220.07.025	1225	5507

AP..		l	s	d	Positive 11° clearance - Rectangular inserts.
Ref.	AP.. 1003..	9,52	3,18	6,35	
					For more information see page: A.11
APHT-AL	APKT				
					

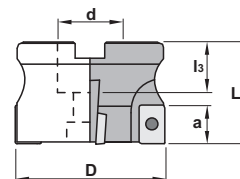
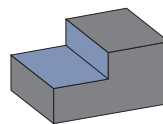
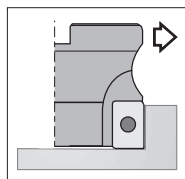


**Characteristics:**

This positive multitooth milling cutter with an exact angle of 90° uses very strong inserts allowing deep passes and high feed per teeth. The insert thickness is 3,18 mm and is fixed by Torx screw that allow a good chip evacuation and an easy use.

**Applications:**

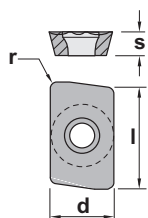
This face and square (angle 90°), slot and side milling cutter works well on steels, alloyed steels, stainless steels, refractory casts and aluminium alloys. This general milling cutter for diversified manufacture is recommended for conventional milling machines and machining centers.

**1220.90 90°**

Ref.			D	L	d	l3	a	Insert size	
1220.90.032	5		32	40	16	18	9	AP.. 1003..	0,160
1220.90.040	6		40	40	16	18	9	AP.. 1003..	0,240
1220.90.050	7		50	40	22	20	9	AP.. 1003..	0,400
1220.90.063	9		63	50	22	20	9	AP.. 1003..	0,900

Rif.				
1220.90.032	1225		5607	1058
1220.90.040	1225		5607	1058
1220.90.050	1225		5607	912,10
1220.90.063	1225		5607	912,10

AP..		l	s	d	Positive 11° clearance - Rectangular inserts.
Ref.	AP.. 1003..	9,52	3,18	6,35	
					For more information see page: A.11
APHT-AL	APKT				



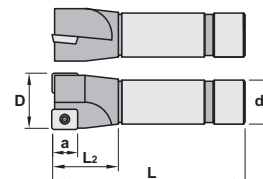
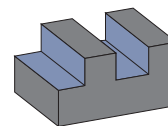
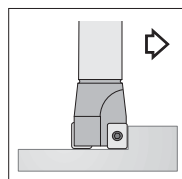


### Characteristics:



This positive multitooth milling cutter with an exact angle of 90° uses very strong inserts allowing deep passes and high feed per teeth. The insert is fixed by Torx screw that allow a good chip evacuation and an easy use. Milling cutter equipped with long cylindric shank.



### Applications:

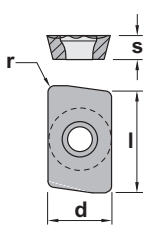
This face and square (angle 90°), slot and side milling cutter works well on steels, alloyed steels, stainless steels, refractory casts and aluminium alloys. This general milling cutter for diversified manufacture is recommended for conventional milling machines and machining centers.



## 1230.02

			D	L	L2	d	a	Insert size	
Ref.	1230.02.020	1	20	200	35	20	14	AP.. 1604..	0,450
	1230.02.025	2	25	200	35	25	14	AP.. 1604..	0,700
	1230.02.032	3	32	250	35	32	14	AP.. 1604..	1,500
	1230.02.040	4	40	250	35	32	14	AP.. 1604..	1,550

				
Ref.	1230.02.020		1440	5515
	1230.02.025		1440	5515
	1230.02.032		1240	5515
	1230.02.040		1240	5515

	AP..				Positive 11° clearance - Rectangular inserts.   	
---	------	--	--	--	---	--





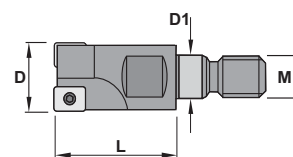
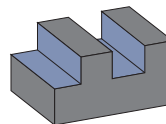
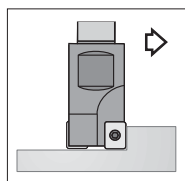
Shanks page: K.45 - K.48



**Characteristics:**



This positive multitooth milling cutter with an exact angle of 90° uses very strong inserts allowing deep passes and high feed per teeth. The insert is fixed by Torx screw that allow a good chip evacuation and an easy use. Milling cutter equipped with modular shank.







**Applications:**

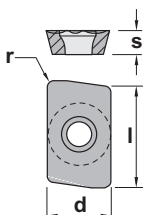
This face and square (angle 90°), slot and side milling cutter works well on steels, alloyed steels, stainless steels, refractory casts and aluminium alloys. This general milling cutter for diversified manufacture is recommended for conventional milling machines and machining centers.

**1230.06**

			D	L	M	D1	Insert size	
Ref.	1230.06.025	2	25	35	M12	12,5	AP.. 1604..	0,110
	1230.06.032	3	32	43	M16	17,0	AP.. 1604..	0,240

			
Ref.	1230.06.025	1440	5515
	1230.06.032	1240	5515

AP..		l	s	d	Positive 11° clearance - Rectangular inserts.	
Ref.	AP.. 1604..	17,00	4,76	9,52		
					For more information see page: A.10	
	APFT	APHT-AL	APKT	APKT-26	APMT	APMT-26
						



Inserts

Face milling cutters

Square shoulder cutters

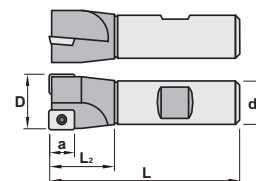
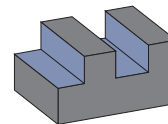
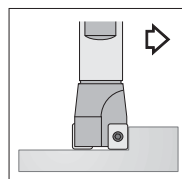


### Characteristics:

This positive multitooth milling cutter with an exact angle of 90° uses very strong inserts allowing deep passes and high feed per teeth. The insert is fixed by Torx screw that allow a good chip evacuation and an easy use. Milling cutter equipped with short Weldon shank.

### Applications:

This face and square (angle 90°), slot and side milling cutter works well on steels, alloyed steels, stainless steels, refractory casts and aluminium alloys. This general milling cutter for diversified manufacture is recommended for conventional milling machines and machining centers.

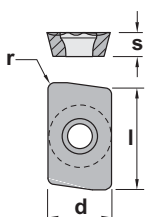


## 1230.07

Ref.			D	L	L2	d	a	Insert size	
1230.07.020	1		20	100	30	20	14	AP.. 1604..	0,200
1230.07.025	2		25	100	30	25	14	AP.. 1604..	0,350
1230.07.032	3		32	110	35	32	14	AP.. 1604..	0,600
1230.07.040	4		40	110	35	32	14	AP.. 1604..	0,650

Ref.			
1230.07.020	1440		5515
1230.07.025	1440		5515
1230.07.032	1240		5515
1230.07.040	1240		5515

AP..		l	s	d	Positive 11° clearance - Rectangular inserts.	
Ref.	AP.. 1604..	17,00	4,76	9,52		
					For more information see page: A.10	
APFT	APHT-AL	APKT	APKT-26	APMT	APMT-26	

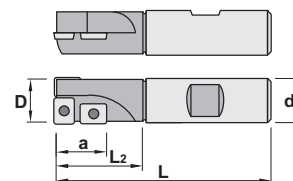
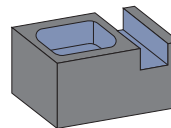
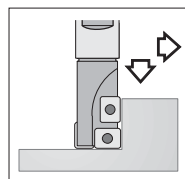




**Characteristics:**



This super positive drill milling cutter with an exact angle of 90° uses strong inserts allowing deep passes. The insert is fixed by Torx screw that allow a good chip evacuation and an easy use. Milling cutter equipped with short Weldon shank.







**Applications:**

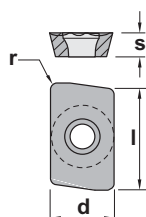
This drill milling cutter works well on steels, alloyed steels, stainless steels, refractory casts and aluminium alloys. This general milling cutter for diversified manufacture is recommended for conventional milling machines and machining centers.


**22<sup>2</sup><sub>3</sub>0.07**

Ref.			D	L	L <sub>2</sub>	d	a	Insert size	
2220.07.020	1+1		20	90	35	20	19	AP.. 1003..	0,200
2220.07.025	1+1		25	110	50	25	19	AP.. 1003..	0,350
2230.07.032	1+1		32	125	50	32	26	AP.. 1604..	0,600
2230.07.040	1+1		40	125	50	32	26	AP.. 1604..	0,700

Ref.			
2220.07.020		1425	5507
2220.07.025		1425	5507
2230.07.032		1440	5515
2230.07.040		1440	5515

AP..		l	s	d	Positive 11° clearance - Rectangular insert.	
Ref.	AP.. 1003.. AP.. 1604..	9,52 16,00	3,18 4,76	6,35 9,52		
					For more information see page: A.10	
	APFT	APHT-AL	APKT	APKT-26	APMT	APMT-26
						



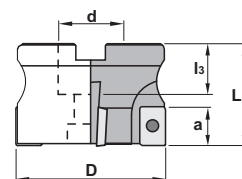
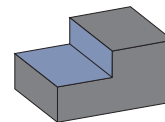
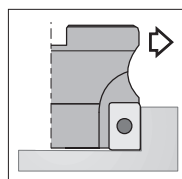


### Characteristics:

This positive milling cutter with an exact angle of 90° uses very strong inserts allowing deep passes and high feed per teeth. The insert thickness is 4,76 mm and it is fixed by Torx screw that allow a good evacuation and an easy use.

### Applications:

This face and square (angle 90°), slot and side milling cutter works well on steels, alloyed steels, stainless steels, refractory casts and aluminium alloys. This general milling cutter for diversified manufacture is recommended for conventional milling machines and machining centers.




## 1230.90 90°

Ref.			D	L	d	l3	a	Insert size	
1230.90.040	4		40	40	16	18	14	AP.. 1604..	0,200
1230.90.050	5		50	40	22	20	14	AP.. 1604..	0,300
1230.90.063	6		63	50	27	22	14	AP.. 1604..	0,650
1230.90.080	7		80	50	27	22	14	AP.. 1604..	1,150
1230.90.100	8		100	50	32	25	14	AP.. 1604..	1,700
1230.90.125	8		125	63	40	30	14	AP.. 1604..	2,850
1230.90.160	9		160	63	40	30	14	AP.. 1604..	4,400

Ref.				
1230.90.040	1240	5615	1058	-
1230.90.050	1240	5615	912,10	-
1230.90.063	1240	5615	912,12	-
1230.90.080	1240	5615	912,12	-
1230.90.100	1240	5615	912,16	-
1230.90.125	1240	5615	-	-
1230.90.160	1240	5615	912,52	40

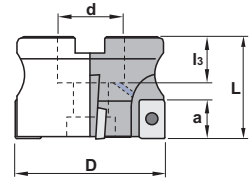
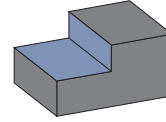
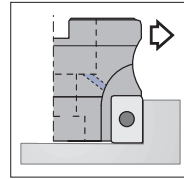
AP..		l	s	d	Positive 11° clearance - Rectangular inserts.	
Ref.	AP.. 1604..	17,00	4,76	9,52		
					For more information see page: A.10	
APFT	APHT-AL	APKT	APKT-26	APMT	APMT-26	

**Characteristics:**

This positive milling cutter with internal coolant and an exact angle of 90° uses very strong inserts allowing deep passes and high feed per teeth. The insert thickness is 4,76 mm and is fixed by Torx screw that allow a good chip evacuation and an easy use.

**Applications:**

This face and square (angle 90°), slot and side milling cutter works well on steels, alloyed steels, stainless steels, refractory casts and aluminium alloys. This general milling cutter for diversified manufacture is recommended for conventional milling machines and machining centers.

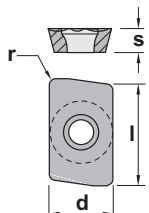
**1230.93 90°**

Internal coolant system

Ref.			D	L	d	l3	a	Insert size	
1230.93.040	4		40	40	16	18	14	AP.. 1604..	0,200
1230.93.050	5		50	40	22	20	14	AP.. 1604..	0,300
1230.93.063	6		63	50	27	22	14	AP.. 1604..	0,650
1230.93.080	7		80	50	27	22	14	AP.. 1604..	1,150
1230.93.100	8		100	50	32	25	14	AP.. 1604..	1,700

Ref.				
1230.93.040	1240		5615	1058
1230.93.050	1240		5615	912,10
1230.93.063	1240		5615	912,12
1230.93.080	1240		5615	912,12
1230.93.100	1240		5615	912,16

AP..		l	s	d	Positive 11° clearance - Rectangular inserts.	
Ref.	AP.. 1604..	17,00	4,76	9,52		
					For more information see page: A.10	
APFT	APHT-AL	APKT	APKT-26	APMT	APMT-26	



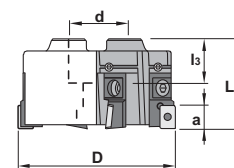
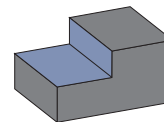
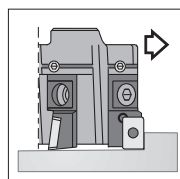


### Characteristics:

This positive milling cutter with an exact angle of 90° uses very strong inserts allowing deep passes and high feed per teeth. The insert thickness is 4,76 mm and is fixed by Torx screw that allow a good chip evacuation and an easy use. The indexable cartridges protect the milling cutter body in case of accident.

### Applications:

This face and square (angle 90°), slot and side milling cutter works well on steels, alloyed steels, stainless steels, refractory casts and aluminium alloys. This general milling cutter for diversified manufacture is recommended for conventional milling machines and machining centers.

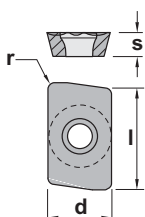


## 1230.99 90°

Ref.			D	L	d	l3	a	Insert size	
1230.99.160	10		160	63	40	30	14	AP.. 1604..	4,000
1230.99.200	12		200	63	60	40	14	AP.. 1604..	7,700
1230.99.250	16		250	63	60	40	14	AP.. 1604..	10,800
1230.99.315	20		315	63	60	40	14	AP.. 1604..	31,000
1230.99.400	22		400	63	60	40	14	AP.. 1604..	47,500
1230.99.500	28		500	63	60	40	14	AP.. 1604..	85,000

Ref.						
1230.99.160	1240	5615	6230	1788	1460	40
1230.99.200	1240	5615	6230	1788	1460	50
1230.99.250	1240	5615	6230	1788	1460	50
1230.99.315	1240	5615	6230	1788	1460	50/60
1230.99.400	1240	5615	6230	1788	1460	50/60
1230.99.500	1240	5615	6230	1788	1460	50/60

AP..		l	s	d	Positive 11° clearance - Rectangular inserts.	
Ref.	AP.. 1604..	17,00	4,76	9,52		
					For more information see page: A.10	
APFT	APHT-AL	APKT	APKT-26	APMT	APMT-26	

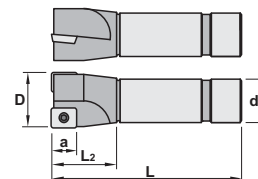
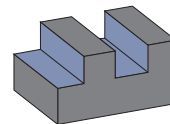
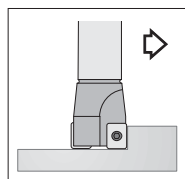


**Characteristics:**

This super positive milling cutter with an exact angle of 90° uses strong inserts allowing deep passes. The insert is fixed by Torx screw that allow a good chip evacuation and an easy use. Milling cutter equipped with short cylindric shank.

**Applications:**

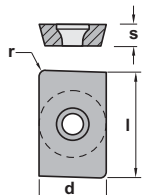
This face and square (angle 90°), slot and side milling cutter works well on steels, alloyed steels, stainless steels, refractory casts and aluminium alloys. This general milling cutter for diversified manufacture is recommended for conventional milling machines and machining centers.

**1235.00**

			D	L	L2	d	a	Insert size	
Ref.	1235.00.016	1	16	110	35	20	13	AD.. 1503..	0,250
	1235.00.020	1	20	110	35	20	13	AD.. 1503..	0,250
	1235.00.025	2	25	110	35	25	13	AD.. 1503..	0,400
	1235.00.032	3	32	125	35	32	13	AD.. 1503..	0,700
	1235.00.040	4	40	125	35	32	13	AD.. 1503..	0,750
	1235.00.050	4	50	125	35	32	13	AD.. 1503..	0,950

Ref.	1235.00.016	1440
	1235.00.020	1440
	1235.00.025	1440
	1235.00.032	1440
	1235.00.040	1440
	1235.00.050	1240

AD..		I	s	d	Positive 15° clearance - Rectangular inserts.
Ref.	AD.. 1503..	15,00	3,18	9,52	
					For more information see page: A.10
ADMT	ADMW	ADMW-C			





Inserts

Face milling cutters

Square shoulder cutters



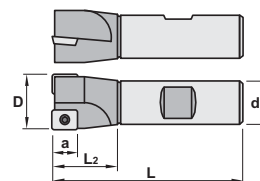
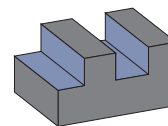
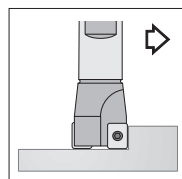
### Characteristics:

This positive milling cutter with an exact angle of 90° uses very strong inserts allowing deep passes and high feed per teeth. The insert is fixed by Torx screw that allow a good chip evacuation and an easy use.



Milling cutter equipped with short Weldon shank.



### Applications:




This face and square (angle 90°), slot and side milling cutter works well on steels, alloyed steels, stainless steels, refractory casts and aluminium alloys. This general milling cutter for diversified manufacture is recommended for conventional milling machines and machining centers.

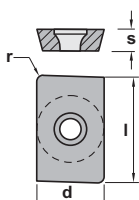


## 1235.07

			D	L	L2	d	a	Insert size	
Ref.	1235.07.016	1	16	100	30	20	13	AD.. 1503..	0,150
	1235.07.020	1	20	100	30	20	13	AD.. 1503..	0,200
	1235.07.025	2	25	100	30	25	13	AD.. 1503..	0,350
	1235.07.032	3	32	100	30	32	13	AD.. 1503..	0,550
	1235.07.040	4	40	100	30	32	13	AD.. 1503..	0,600
	1235.07.050	4	50	100	30	32	13	AD.. 1503..	0,750

		
Ref.	1235.07.016	1440
	1235.07.020	1440
	1235.07.025	1440
	1235.07.032	1440
	1235.07.040	1440
	1235.07.050	1240

AD..		l	s	d	Positive 15° clearance - Rectangular inserts.
Ref.	AD.. 1503..	15,00	3,18	9,52	
					For more information see page: A.10
ADMT	ADMW	ADMW-C			
					

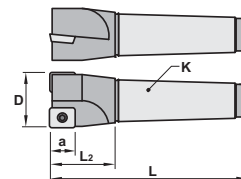
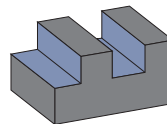
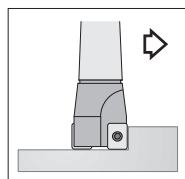


**Characteristics:**



This positive milling cutter with an exact angle of 90° uses very strong inserts allowing deep passes and high feed per teeth. The insert is fixed by Torx screw that allow a good chip evacuation and an easy use. Milling cutter equipped with Morse shank.



**Applications:**

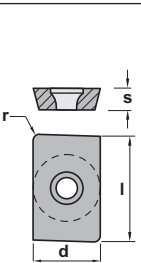



This face and square (angle 90°), slot and side milling cutter works well on steels, alloyed steels, stainless steels, refractory casts and aluminium alloys. This general milling cutter for diversified manufacture is recommended for conventional milling machines and machining centers.

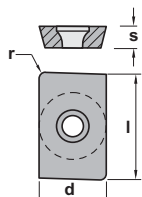


# 1235.30

			D	L	L2	a	K	Insert size	
Ref.	1235.30.020	1	20	125	38	13	MK3	AD.. 1503..	0,300
	1235.30.025	2	25	125	38	13	MK3	AD.. 1503..	0,300
	1235.30.032	3	32	125	38	13	MK3	AD.. 1503..	0,350
	1235.30.040	4	40	125	38	13	MK3	AD.. 1503..	0,400
	1235.30.050	4	50	125	38	13	MK3	AD.. 1503..	0,600

			
Ref.	1235.30.020	1440	5515
	1235.30.025	1440	5515
	1235.30.032	1440	5515
	1235.30.040	1440	5515
	1235.30.050	1240	5515

	AD..		l	s	d	Positive 15° clearance - Rectangular inserts.		
	Ref.	AD.. 1503..	15,00	3,18	9,52			
						For more information see page: A.10		
	ADMT	ADMW	ADMW-C					
								



Inserts

Face milling cutters

Square shoulder cutters

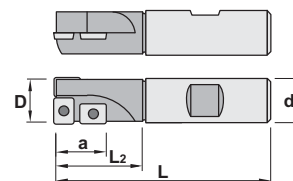
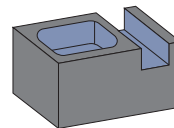
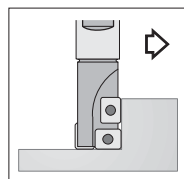


### Characteristics:

This super positive drill milling cutter with an exact angle of 90° uses strong inserts allowing deep passes. The insert is fixed by Torx screw that allow a good chip evacuation and an easy use. Milling cutter equipped with short Weldon shank.

### Applications:

This drill milling cutter, works well on steels, alloyed steels, stainless steels, refractory casts and aluminium alloys. This general milling cutter for diversified manufacture is recommended for conventional milling machines and machining centers.

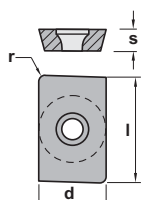


## 2255.07.27

Ref.			D	L	L2	d	a	Insert size	
2255.07.029	1+1		29	100	40	25	28	AD.. 1503..	0,350
2255.07.032	1+1		32	100	40	32	28	AD.. 1503..	0,500
2255.07.040	1+1		40	100	40	32	28	AD.. 1503..	0,600
2255.27.029	1+1		29	150	40	25	28	AD.. 1503..	0,550
2255.27.032	1+1		32	175	40	32	28	AD.. 1503..	1,000
2255.27.040	1+1		40	175	40	32	28	AD.. 1503..	1,100

Ref.		
2255.07.029	1440	5515
2255.07.032	1440	5515
2255.07.040	1440	5515
2255.27.029	1440	5515
2255.27.032	1440	5515
2255.27.040	1440	5515

AD..		I	s	d	Positive 15° clearance - Rectangular inserts.
Ref.	AD.. 1503..	15,00	3,18	9,52	
					For more information see page: A.10
ADMT	ADMW				

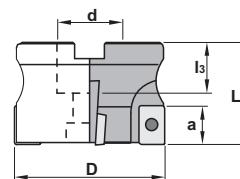
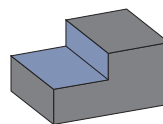
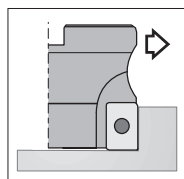


**Characteristics:**

This super positive milling cutter with an exact angle of 90° uses strong inserts allowing deep passes. The insert is 3,18 mm and it fixed by Torx screw that allow a good chip evacuation and an easy use.

**Applications:**

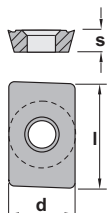
This face and square (angle 90°), slot and side milling cutter works well on steels, alloyed steels, stainless steels, refractory casts and aluminium alloys. This general milling cutter for diversified manufacture is recommended for conventional milling machines and machining centers.

**1235.90 90°**

Ref.			D	L	d	l3	a	Insert size	Kg
1235.90.040	4		40	40	16	18	13	AD.. 1503..	0,200
1235.90.050	5		50	40	22	20	13	AD.. 1503..	0,300
1235.90.063	6		63	50	27	22	13	AD.. 1503..	0,700
1235.90.080	6		80	50	32	25	13	AD.. 1503..	1,150
1235.90.100	8		100	50	40	30	13	AD.. 1503..	1,900

Ref.			
1235.90.040	1240	5615	1058
1235.90.050	1240	5615	912,10
1235.90.063	1240	5615	912,12
1235.90.080	1240	5615	912,16
1235.90.100	1240	5615	912,20

AD..		l	s	d	Positive 15° clearance - Rectangular inserts.
Ref.	AD.. 1503..	15,00	3,18	9,52	
					For more information see page: A.10
ADMT	ADMW	ADMW-C			



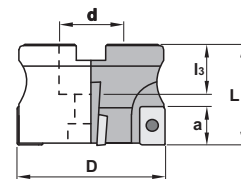
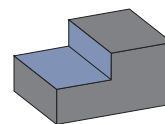
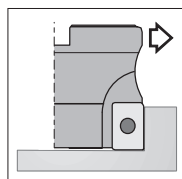


### Characteristics:



This positive milling cutter with an exact angle of 90° uses very strong inserts allowing depth passes and high feed per teeth. The insert thickness is 4,76 mm and it is fixed by Torx screw that allow a good chip evacuation and an easy use.




### Applications:



This face and square (angle 90°), slot and side milling cutter works well on steels, alloyed steels, stainless steels, refractory casts and aluminium alloys. This general milling cutter for diversified manufacture is recommended for conventional milling machines and machining centers.

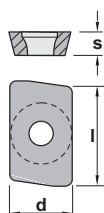


## 1240.90 90°

Ref.			D	L	d	l3	a	Insert size	 Kg
1240.90.040	3		40	40	16	18	18	AP.. 2004..	0,200
1240.90.050	4		50	40	22	20	18	AP.. 2004..	0,300
1240.90.063	5		63	50	22	20	18	AP.. 2004..	0,650
1240.90.080	6		80	50	27	22	18	AP.. 2004..	1,050
1240.90.100	6		100	50	32	25	18	AP.. 2004..	1,700
1240.90.125	8		125	63	40	30	18	AP.. 2004..	2,850

Ref.				
1240.90.040	1550	5620	1058	
1240.90.050	1550	5620	912,10	
1240.90.063	1550	5620	912,10	
1240.90.080	1550	5620	912,12	
1240.90.100	1550	5620	912,16	
1240.90.125	1550	5620	-	

AP..		l	s	d	Positive 11° clearance - Rectangular inserts.
Ref.	AP.. 2004..	20,00	4,76	12,70	
					For more information see page: A.12
APMT	APMW				
					

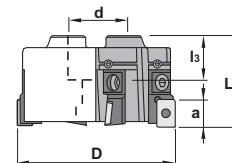
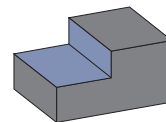
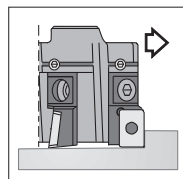


**Characteristics:**

This positive milling cutter with an exact angle of 90° uses very strong inserts allowing depth passes and high feed per teeth. The insert thickness is 4,76 mm and it is fixed by Torx screw that allow a good chip evacuation and an easy use. The indexable cartridges protect the milling cutter body in case of accident.

**Applications:**

This face and square (angle 90°), slot and side milling cutter works well on steels, alloyed steels, stainless steels, refractory casts and aluminium alloys. This general milling cutter for diversified manufacture is recommended for conventional milling machines and machining centers.

**1240.99 90°**

Ref.			D	L	d	l3	a	Insert size	Kg
	1240.99.160	10	160	63	40	30	18	AP.. 2004..	4,000
	1240.99.200	12	200	63	60	40	18	AP.. 2004..	7,700
	1240.99.250	16	250	63	60	40	18	AP.. 2004..	10,800
	1240.99.315	20	315	63	60	40	18	AP.. 2004..	31,000
	1240.99.400	22	400	63	60	40	18	AP.. 2004..	47,500
	1240.99.500	28	500	63	60	40	18	AP.. 2004..	85,000

Ref.						
	1240.99.160	1550	5620	6240	1788	1460
	1240.99.200	1550	5620	6240	1788	1460
	1240.99.250	1550	5620	6240	1788	1460
	1240.99.315	1550	5620	6240	1788	1460
	1240.99.400	1550	5620	6240	1788	1460
	1240.99.500	1550	5620	6240	1788	1460

AP..		l	s	d	Positive 11° clearance - Rectangular inserts.
Ref.	AP.. 2004..	20,00	4,76	12,70	
					For more information see page: A.12
APMT	APMW				

## Cutting data for facing square shoulder cutters

Material	HB	Condition	Cutting speed m/min.			
			TIN25	TIN21	PM25	PM40
			0.3-0.2-0.1	0.3-0.2-0.1	0.4-0.2-0.1	0.4-0.2-0.1
Unalloyed steel	110	C<0.25%	250-300-390	250-350-450	180-250-310	100-130-160
	150	C<0.80%	155-180-255	100-120-165	120-145-205	65-85-100
	310	C<1.40%	135-165-210	75-110-135	95-130-170	50-75-85
Low alloyed steel	125-225 220-450	Hardened	170-200-250 110-130-150	100-120-165 55-75-95	120-160-200 70-100-120	95-85-105 40-55-65
High alloyed steel	150-250 250-300	Hardened	140-170-225 90-110-150	90-115-150 60-75-90	110-140-180 65-90-120	60-80-90 40-50-60
High alloyed steel	150-250	Rapid steel (HSS)	130-160-195	75-105-130	90-125-155	50-60-75
	250-350	Hardened Hardened tool steel			70-95-120	30-40-50
Stainless steel	150-270	Ferritic, Martensitic	155-180-250	110-150-190	120-165-210	80-105-130
Steel castings	150	Unalloyed	140-180-250	80-120-150	100-145-180	60-75-95
	150-250	Low alloyed	125-150-190	70-100-120	90-120-150	50-65-80
	160-200	High alloyed	90-110-130	55-70-80	65-90-100	35-45-55
Stainless steel castings	150-250	Ferritic, martensitic		50-80	50-70-80	30-40-50

Material	HB	Condition	Cutting speed m/min.			
			TIN25	TIN21	KM15	PM25
			0.4-0.2-0.1	0.3-0.2-0.1	0.2-0.1	0.4-0.2-0.1
Stainless steel annealed	150-220	Austenitic	180-220-280	80-150-220		150-240-300
Steel castings	200	Stainless, austenitic		40-70		50-60
Iron, nickel and cobalt base castings	180-300			40-100	20-40	
	220-300				20-40	
	220-300				10-20	
Titanium alloys	300-400					

Material	HB	Condition	Cutting speed m/min.			
			TIN21	TIN25	KM15	PM25
			0.3-0.2-0.1	0.4-0.2-0.1	0.2-0.1	0.4-0.2-0.1
Tempered steel	HCR 50-65					
Stainless steel castings	250	Manganese steel 12-14% Mn			12-18-20	15-20-30
Malleable cast iron	110-145	Short chipping	200-300		65-80-95	100-125-150
	200-230	Long chipping	150-200		50-65-80	90-115-135
Grey cast iron	180	Low tensile strength	200-400		70-95-120	85-120-155
	260	High tensile strength	150-350		50-70-90	70-90-115
Nodular cast iron	160	Ferritic	100-250	100-130	50-65-80	70-90-115
	250	Pearlitic	100-180	90-110	45-60-70	65-80-100
Chilled cast iron	HCR 40-60					
Aluminium alloys	60-100	Non cast			500-2100	
	75-110	Cast			400-2000	
Aluminium with high contents of Si		10-14% Si 14-16% Si 16-18% Si			200-1000 110-200	



## Cutting data for Drill-Mill cutters

Material	P	HB	Condition	Tool diameter (D mm.)	Basic qualities				Feed/tooth complete slot fz
					TIN25	PM25	PM40	KM15	
					Cutting speed m/min.				
Unalloyed steel		110	C<0,25%	12-16	180-230 120-150 80-130	150-200 100-140 70-110	100-150 80-120 60-100		0,02-0,11
		170	C<0,8%	20					0,11-0,14
		250	C<1,4%	25					0,12-0,18
				32					0,15-0,21
				40					0,18-0,24
Low alloyed steel		125-225 220-450	Annealed Hardened	12-16 20 25 32 40	100-150 60-110	90-140 60-110	70-110 45-80		0,02-0,11
				20					0,11-0,14
				25					0,12-0,18
				32					0,15-0,21
				40					0,18-0,24
High alloyed steel		150-250 250-500	Annealed Hardened	12-16 20 25 32 40	80-120	80-120 50-80	60-100 40-70		0,02-0,11
				20					0,11-0,14
				25					0,12-0,18
				32					0,15-0,21
				40					0,18-0,24
Stainless steel		150-270	Ferritic/Martensitic	12-16 20 25 32 40	120-160	100-130	60-100		0,02-0,11
				20					0,11-0,14
				25					0,12-0,18
				32					0,15-0,21
				40					0,18-0,24
Steel castings		150 150-220 160-200	Unalloyed Low alloyed High alloyed	12-16 20 25 32 40		80-110 50-90 50-80	70-100 40-80 40-70		0,02-0,11
				20					0,11-0,14
				25					0,12-0,18
				32					0,15-0,21
				40					0,18-0,24
Stainless steel castings		200	Ferritic/Martensitic	12-16 20 25 32 40	50-80	40-70	35-60		0,02-0,11
				20					0,11-0,14
				25					0,12-0,18
				32					0,15-0,21
				40					0,18-0,24

Material	M	HB	Condition	Tool diameter (D mm.)	Basic qualities				Feed/tooth complete slot f <sub>z</sub>
					TIN25	PM25	PM40	KM15	
					Cutting speed m/min.				
Stainless steel		150-220	Austenitic	12-16 20 25 32 40	80-160	70-130	55-90		0,02-0,11 0,11-0,14 0,12-0,18 0,15-0,21 0,18-0,24
Stainless steel castings		200	Austenitic	12-16 20 25 32 40	40-70	40-60	35-55		0,02-0,11 0,11-0,14 0,12-0,18 0,15-0,21 0,18-0,24

Material	K	HB	Condition	Tool diameter (D mm.)	Basic qualities				Feed/tooth complete slot fz
					TIN25	PM25	PM40	KM15	
					Cutting speed m/min.				
Malleable cast iron		110-145 200-230	Short chipping Long chipping	12-16 20 25 32 40				90-120 80-100	0,02-0,11 0,11-0,14 0,12-0,18 0,15-0,21 0,18-0,24
Grey cast iron		180 260	Low tensile strength High tensile strength	12-16 20 25 32 40				60-120 50-100	0,02-0,11 0,11-0,14 0,12-0,18 0,15-0,21 0,18-0,24
Nodular cast iron Spheroidal graphite		160 250	Ferritic Pearlitic	12-16 20 25 32 40				50-80 40-70	0,02-0,11 0,11-0,14 0,12-0,18 0,15-0,21 0,18-0,24
Aluminium		60-150 40-180	Forged Cast	12-16 20 25 32 40				300-500 250-450	0,02-0,11 0,11-0,14 0,12-0,18 0,15-0,21 0,18-0,24
Bronze-brass alloys		60-150		12-16 20 25 32 40				80-120	0,02-0,11 0,11-0,14 0,12-0,18 0,15-0,21 0,18-0,24



$D/a_r$	50	40	20	10	5	2,5	2	1,5	1
$f_1$	4,5	4	3	2	1,5	1	1	1	1

When you trace a contour (side peripheral milling), you must multiply the  $f_z$  value of a complete slot (see table) by the correction factor  $f_1$  corresponding to the relationship  $D/a_r$  (milling cutter diameter/radial cutting depth) in order to get a suitable feed.